



तापी पाटबंधारे विकास महामंडळ, जळगाव
(महाराष्ट्र शासन अंगिकृत)

२६ वा वार्षिक वित्तीय अहवाल
सन २०२३-२४

तापी पाटबंधारे विकास महामंडळ, जळगाव

तापी पाटबंधारे विकास महामंडळ, जळगाव

२६ वा वार्षिक वित्तीय अहवाल २०२३-२४

अनुक्रमणिका

अ. क्र.	तपशिल	पृष्ठ क्रमांक	
		पासून	पर्यंत
१)	२६ वा वार्षिक वित्तीय अहवाल	०१	१२
२)	परिशिष्ट-१ - प्रकल्प कामांची यादी	१३	१८
३)	परिशिष्ट-३ - लेखा विषयक धोरण	१९	२०
4)	26 th Annual Financial Report	21	32
5)	Annexure-1 - List of Projects	33	38
6)	Annexure-2 - Project Expenditure	39	61
7)	Annexure-3 - Note & policies on Accounting system	62	63
8)	Annexure-4 - Balance Sheet	64	94

तापी पाटबंधारे विकास महामंडळ, जळगाव

२६ वा वार्षिक वित्तीय अहवाल १ एप्रिल-२०२३ ते ३१ मार्च-२०२४

१.० प्रास्ताविक-

"तापी पाटबंधारे विकास महामंडळाच्या" स्थापनेचा अध्यादेश क्र-१८/९७, दि.४/१२/१९९७ मा.राज्यपाल, महाराष्ट्र राज्य यांनी ४ डिसेंबर १९९७ रोजी प्रस्थापित केला. तदनंतर तापी पाटबंधारे विकास महामंडळाच्या मुख्य कार्यालयाचे कामकाज १ जानेवारी १९९८ रोजी सुरु झाले. तापी पाटबंधारे विकास महामंडळाच्या स्थापनेचा, महाराष्ट्र विधान मंडळाने पारीत केलेल्या अधिनियमास दिनांक ६ जानेवारी-९८ मा.राज्यपालांनी संमती दिली. सदर अधिनियमातील कलम-३ पोट नियम (१) अन्वये स्थापना केलेले तापी पाटबंधारे विकास महामंडळ हे एक शासन अंगिकृत महामंडळ आहे व त्याचा एक सामाईक शिक्का आहे. त्यास या अधिनियमाच्या प्रयोजनासाठी करार करण्याचा स्थावर व जंगम अशी दोन्ही प्रकारची मालमत्ता संपादन करण्याचा, ती धारण करण्याचा व ती निकालात काढण्याचा आणि आवश्यक अशा सर्व गोष्टी करण्याचा अधिकार आहे.

२.० संघटनात्मक रचना-

महामंडळाच्या नियामक मंडळाची रचना पुढीलप्रमाणे आहे.

- | | | |
|----|--|-----------------------------|
| १ | मा.मंत्री (पाटबंधारे) | पदसिद्ध अध्यक्ष |
| २ | शासनाने नामनिर्देशित केलेले खानदेशातील दोन अशासकीय सदस्य | उपाध्यक्ष |
| ३ | शासनाचे मुख्य सचिव | पदसिद्ध उपाध्यक्ष |
| ४ | शासन सचिव, पाटबंधारे विभाग | पदसिद्ध व्यवस्थापकीय संचालक |
| ५ | शासन सचिव, पाटबंधारे विभाग (लाभक्षेत्र विकास) | पदसिद्ध सदस्य |
| ६ | शासन सचिव, वित्त विभाग | पदसिद्ध सदस्य |
| ७ | शासन सचिव, नियोजन विभाग | पदसिद्ध सदस्य |
| ८ | शासन सचिव, महसूल व वन विभाग (वो) | पदसिद्ध सदस्य |
| ९ | शासन सचिव, महसूल व वनविभाग (मदत व पुनर्वसन) | पदसिद्ध सदस्य |
| १० | शासन सचिव, कृषि विभाग | पदसिद्ध सदस्य |
| ११ | या शिवाय धुळे, नंदुरबार, जळगाव व नाशिक जिल्ह्यातील निर्वाचित विधानसभा व विधान परिषद सदस्यातून अनुक्रमे २ व १ सदस्यांची शासनाकडून महामंडळावर नियुक्ती करण्यात येईल. | |
| १२ | महामंडळाचे कार्यकारी संचालक नियामक मंडळाचे सदस्य सचिव म्हणून काम पाहत आहेत. महामंडळाच्या नियमित कामकाजासाठी, व्यवस्थापकीय संचालकांच्या अध्यक्षतेखाली कार्यकारी समिती स्थापण्यात आली असून त्यात महामंडळाचे कार्यकारी संचालक, पाटबंधारे खात्यातील मुख्य अभियंता (उत्तर महाराष्ट्र प्रदेश, नाशिक) महामंडळाचे मुख्य अभियंता व महामंडळातील मुख्य लेखा व वित्त अधिकारी हे सदस्य व महामंडळाचे कार्यकारी अभियंता हे सदस्य सचिव यांचा समावेश आहे. | |

१ एप्रिल-२०२३ ते ३१ मार्च-२०२४ या कालावधीत संचालक मंडळातील पदाधिकाऱ्यांची नावे, हुद्दा पुढीलप्रमाणे आहेत.

अ.क्र	पदाधिकाऱ्याचे नाव	हुद्दा	कालावधी
१	मा.ना.श्री.देवेंद्र फडणवीस	मा.मंत्री (जलसंपदा) व अध्यक्ष	०१/०४/२०२३ ते ३१/०३/२०२४
२	रिक्त पद	राज्यमंत्री (जलसंपदा) व उपाध्यक्ष	०१/०४/२०२३ ते ३१/०३/२०२४
३	मा.श्री. मनुकुमार श्रीवास्तव	मुख्य सचिव व उपाध्यक्ष	०१/०४/२३ ते ३०/०४/२०२३
	मा.श्री. मनोज सौनिक	मुख्य सचिव व उपाध्यक्ष	३०/०४/२०२३ ते ०१/०१/२०२४
	मा.श्री. डॉ.नितीन करीट	मुख्य सचिव व उपाध्यक्ष	०१/०१/२०२४ ते ३१/०३/२०२४
४	मा.श्री. ओमप्रकाश गुप्ता	अतिरिक्त मुख्य सचिव (वित्त) व सदस्य	१/०४/२०२३ ते ३१/०३/२०२४
५	मा.श्री. श्री. राजेश कुमार	प्रधान सचिव, महसूल व वनविभाग (मदत व पुनर्वसन) व सदस्य	०१/०४/२०२३ ते ३१/३/२०२४
६	मा.श्री. वेणुगोपाल रेड्डी	प्रधान सचिव महसूल व वन विभाग (वने व सामाजिक वनीकरण) व सदस्य	०१/०४/२०२३ ते ३१/३/२०२४
७	मा.श्री. दीपक कपूर	प्रधान सचिव (जलसंपदा) व व्यवस्थापकीय संचालक	०१/०४/२०२३ ते ३१/३/२०२४
८	मा.श्री. संजय बेलसरे	सचिव (लाक्षेवि) व सदस्य	०१/०४/२०२३ ते ३१/३/२०२४
९	मा.श्री. प्र.गो.मांदाडे	कार्यकारी संचालक व सदस्य सचिव	०१/०४/२०२३ ते २९/११/२०२३
	मा.श्री. ज.द.बोरकर	कार्यकारी संचालक व सदस्य सचिव	३०/११/२०२३ ते ३१/०३/२०२४

३.० आस्थापना-

महामंडळाचे मुख्यालय जळगाव येथे आहे. महामंडळातर्गत तीन मंडळ कार्यालये असून त्यापैकी दोन जळगाव येथे आहे व एक धुळे येथे आहे. या मंडळ कार्यालयांतर्गत जळगाव, धुळे, नंदुरबार व नाशिक (अंशतः) जिल्ह्यात एकूण १६ विभागीय कार्यालये व ८१ उपविभागीय कार्यालये आहेत. महामंडळाकडे वेगवेगळ्या संवर्गातील एकूण-२९९० अधिकारी / कर्मचारी वर्ग असून त्याचा संवर्गानिहाय तपशिल खाली दर्शविल्याप्रमाणे आहे.

वर्ग	नियत		रुपांतरीत				एकूण
	स्थायी	अस्थायी	स्थायी	अस्थायी	रोजंदारी	कार्यव्ययी	
वर्ग-१	०	१२५	०	०	०	०	१२५
वर्ग-२	०	४०९	०	०	०	०	४०९
वर्ग-३	०	१८३९	०	०१	०	०	१८४०
वर्ग-४	०	५८२	०	३४	०	०	६१६
एकूण	०	२९५५	०	३५	०	०	२९९०

४.० मत्ता व दायित्वे-

अध्यादेश क्र-१८/९७, दिनांक ४ डिसेंबर १९९७ मधील तरतूदीनुसार महाराष्ट्र शासनाच्या मालकीची तापी पाटबंधारे विकास महामंडळाकडील प्रकल्पा संबंधातील सर्व मत्ता व दायित्व महामंडळाकडे शासनाचे पत्र क्र- तापीखो-१०९७/(१६५/९७)/जसंअ, दिनांक ११/१२/१९९७ अन्वये वर्ग करण्यात आली असून त्याची भांडवली किंमत रु.२०४६.७३ कोटी इतकी होती व दिनांक ३१/०३/२०२४ अखेर रु.१८९६५.३४ कोटी एवढी आहे.

५.० तापी खोऱ्याची भौगोलिक माहिती-

तापी नदी पश्चिम वाहिनी नदी असून मध्यप्रदेशातील बैतुल जिल्ह्यातील मुलताईच्या डोंगरात उगम पावून अरबी समुद्रात मिळते. नदीची एकूण लांबी ७२४ कि.मी. आहे. भौगोलिक दृष्टीने नदी तीन भागात विभागलेली आहे. पहिल्या ३४० कि.मी.मध्ये बैतुल, अमरावती व खंडवा जिल्ह्यातील दाट जंगलांचा भाग येतो. दुसऱ्या टप्प्यातील २२८ कि.मी. लांबी पैकी जळगाव जिल्ह्यातील १४० कि.मी. व धुळे जिल्ह्यातील ८८ कि.मी. असून ती सुपीक व सपाट भागातील आहे. उर्वरीत लांबी ही गुजरात राज्यातील आहे.

तापी खोऱ्याने महाराष्ट्राचे एकूण क्षेत्रफळापैकी १६.७% क्षेत्र व्यापलेले आहे. तापी खोऱ्यामध्ये महाराष्ट्रातील अमरावती, अकोला, बुलढाणा, जळगाव, धुळे, नाशिक व औरंगाबाद हे ७ जिल्हे आहेत. तापी खोऱ्यातील जमिनीचे क्षेत्र ५१२५४ चौरस कि.मी. आहे. सदर क्षेत्रापैकी २०१३४ चौरस कि.मी. क्षेत्र अवर्षणप्रवण क्षेत्र असून ९९८९ चौरस कि.मी. आदिवासी क्षेत्र आहे. तापी खोऱ्यातील एकूण जमिन क्षेत्र ५१२५४ चौरस कि.मी. मध्ये, वनाखालील असलेले क्षेत्र ११८९० चौरस कि.मी. मशागतीसाठी उपलब्ध नसलेले क्षेत्र ३२८४ चौ.कि.मी. व मशागत योग्य क्षेत्र ३६०८० चौ.कि.मी. समाविष्ट आहे.

६.० तापी खोऱ्यातील पाणी वापर व सिंचन क्षेत्र-

श्री.एम.एस.अय्यंगार यांच्या अध्यक्षतेखाली शासनाने नियुक्त केलेल्या तांत्रिकी समितीने अभ्यास करून सन-१९५८ मध्ये सादर केलेल्या अहवालानुसार तापी खोऱ्यात उकाई धरण स्थळापर्यंत ७५% विश्वासाहतेनुसारच्या ४०० अघफू पाण्याचे राज्याहिय पाणीवाटप खालीलप्रमाणे आहे.

अ.क्र.	प्रदेश	पाणीवाटप (अघफू)
१	मध्यप्रदेश	७०.००
२	महाराष्ट्र	१९१.४०
३	गुजरात	१३८.६०
	एकूण	४००.००

वरील पाणीवाटपास अनुसरून सन-१९८२ मध्ये २४५ अघफू इतक्या पाणी वापरासाठी बृहत आराखडा तयार करण्यात आला, त्यानुसार प्रदेशाहिय प्रस्तावित नियोजन पुढीलप्रमाणे आहे.

अ.क्र.	प्रदेश	पाणीवाटप (अघफू)
१	विदर्भ	६३.९४
२	मराठवाडा	२.८२
३	उत्तर महाराष्ट्र	१७८.२४
	एकूण	२४५.००

मध्यप्रदेश व महाराष्ट्र प्रदेशातील पाटबंधारे व जलविद्युत प्रकल्पांसाठीच्या आंतरराज्य नियंत्रण मंडळाच्या दिनांक १२ जानेवारी-१९८६ रोजी नागपूर येथे झालेल्या २१व्या बैठकीत महाराष्ट्रासाठी १९१.४० अघफू इतका पाणीवापर मान्य करण्यात आला.

N.W.D.A. (National Water Development Authority), नवी दिल्ली यांनी जून-१९९५ मध्ये तयार केलेल्या अहवालात तापी खोऱ्यात उकाई धरण स्थळापर्यंत ५१२ अघफू इतके पाणी उपलब्ध असल्याचे नमूद केले आहे. म्हणजेच यानुसार अय्यंगार समितीच्या अहवालापेक्षा ११२ अघफू पाण्याची अतिरिक्त उपलब्धता दिसून येते. यापैकी महाराष्ट्राच्या वाट्यास १०५.२० अघफू इतके पाणी ऑगस्ट-१९९७ च्या बृहत आराखड्यात विचारात घेण्यात आलेले आहे.

महाराष्ट्राला उपलब्ध होणारे पाणी (अघफू) -

अय्यंगार समितीनुसार (४०० अघफू पैकी)	१९१.४० अघफू
वरील परिच्छेदामध्ये नमूद अतिरिक्त पाणी	१०५.२० अघफू
एकूण	२९६.६० अघफू
+ १०% पुनर्रब्धवाद्वारे	२९.६६ अघफू
एकूण	३२६.२६ अघफू

ऑगस्ट-१९९७ मध्ये तापी खोऱ्यातील पाण्याची उपलब्धता व वापर याबाबतचा अहवाल शासनास सादर झाला. त्यामध्ये उपरोक्त ३२६.२६ अघफू पाण्याची प्रदेशाहिय विभागणी खालीलप्रमाणे आहे.

अ.क्र.	प्रदेश	पाणीवाटप (अघफू)
१	विदर्भ	९०.३१
२	मराठवाडा	२.८२
३	उत्तर महाराष्ट्र	२३३.१३
	एकूण	३२६.२६

उपरोक्त ३२६.२६ अघफू पाणी उपलब्धतेचा निर्देश तापी पाटबंधारे विकास महामंडळाच्या अध्यादेशामध्ये करण्यात आलेला आहे.

सदर उपलब्ध होणाऱ्या ३२६.२६ अघफू पाणी उपलब्धतेस अनुसरून ६ जानेवारी-१९९८ मध्ये शासनाने प्रस्तुत केलेल्या तापी पाटबंधारे विकास महामंडळाच्या अधिनियम क्र-४/१९९८ मध्ये सदर ३२६.२६ अघफू पाण्याचा वापर व्हावा इतपत पाटबंधारे प्रकल्पांच्या व त्यांच्या लाभक्षेत्र विकासांच्या योजनांची आखणी, अवेषण, संकल्पन, बांधकाम आणि व्यवस्था करणेबाबत प्रकरण ४ कलम १८(ब) मध्ये निर्देशित केलेले आहे.

केंद्रीय जल आयोग, नवी दिल्ली यांनी अख्यंगार समितीच्या अहवालातील पाणी वाटपास अनुसरून व जानेवारी-१९८६ मधील आंतरराज्य नियंत्रण मंडळाच्या बैठकीमधील निश्चित केलेल्या वाटपास अनुसरून १९१.४० अघफू इतक्याच पाणीवापराच्या मर्यादेत प्रकल्प सादर करण्याबाबत कळविले आहे.

तापी खोऱ्यांतर्गत प्रकल्पांना केंद्रीय जल आयोगाची मान्यता मिळण्याच्या दृष्टीने पाणी वापराचा बृहत आराखडा शासनाने इंग्रजी पत्र क्र- टीएसी-२००४/८४/(२०/२००४)/ डब्ल्यू आर आय, दिनांक १९ जानेवारी-२००५ अवये केंद्रीय जल आयोगाकडे सादर केला, त्यानेसार प्रदेशनिहाय पाणीवापर पुढीलप्रमाणे नियोजित आहे.

अ.क्र.	प्रदेश	एकूण पाणीवापर (अघफू)	नक्त पाणीवापर (अघफू)
१	विदर्भ	६९.४१	५७.६६
२	मराठवाडा	२.३९	२.०६
३	उत्तर महाराष्ट्र	१९७.५८	१६३.७८
	एकूण	२६९.३८	२२३.५०

वरील पाणीवापराचा बृहत आराखडा केंद्रीय जल आयोगाने अमान्य केला असून सदर बृहत आराखडा १९१.४० अघफू इतक्याच पाणी वापराच्या मर्यादेत सादर करण्याबाबत कळविले आहे. महाराष्ट्र शासनाने आता पाणी वापराचा सुधारित आराखडा १९१.४० अघफू पाणी वापराच्या मर्यादेत केंद्रीय जल आयोग, नवी दिल्ली यांना शासन पत्र क्र- टिएम्पी-२००६/(२९४/०६)/ डब्ल्यूआर-१, दिनांक १२/१/२००७ अन्वये सादर केला आहे. या सुधारित बृहत आराखड्यानुसार प्रदेशनिहाय पाणीवापर पुढीलप्रमाणे नियोजित आहे.

अ. क्र.	प्रदेश	प्रकल्पाचा प्रकार			एकूण (अघफू)
		मोठे	मध्यम	लघु	
१	विदर्भ	३५.७९६	२७.५९६	११.०७१	७४.४६३
२	उत्तर महाराष्ट्र	५६.१३३	४५.२२०	११.६३९	११२.९९२
३	मराठवाडा	०.०००	०.५६६	३.३७९	३.९४५
एकूण		९१.९२९	७३.३८२	२६.०८९	१९१.४००

तापी खोऱ्यातील नविन आराखड्यासाठी महाराष्ट्र शासनाने १९१.४०० अघफू पाणीवापराचा बृहत् आराखडा केंद्रीय जल आयोग, नवी दिल्ली यांना दिनांक १२/११/२०१० रोजी मंजूरीसाठी सादर केला आहे. या बृहत् आराखड्यानुसार प्रदेशनिहाय पाणीवापर खालीलप्रमाणे नियोजित आहे.

प्रदेश	प्रकल्पाचा प्रकार			एकूण
	मोठे	मध्यम	लघु	
विदर्भ	३१.७०४	२६.६६३	८.२७२	६६.६३९
उत्तर महाराष्ट्र	५६.६५०	४७.४०६	१७.९१६	१२१.९७२
मराठवाडा	०.०००	०.५६६	२.२२३	२.७८९
एकूण	८८.३५४	७४.६३५	२८.४११	१९१.४००

महाराष्ट्र शासनाने १९१.४०० अघफू पाणीवापरासाठी केंद्रीय जल आयोगास मार्च-२०१२ मध्ये सादर केलेल्या बृहत् आराखड्यानुसार प्रदेशनिहाय पाणीवापर खालीलप्रमाणे आहे.

प्रदेश	प्रकल्पाचा प्रकार			एकूण
	मोठे	मध्यम	लघु	
विदर्भ	३१.७०४	२६.६६३	८.६३६	६६.००३
उत्तर महाराष्ट्र	६३.०६०	३९.०३७	१९.५१०	१२१.६०८
मराठवाडा	०.०००	०.४७८	२.३११	२.७८९
एकूण	९४.७६४	६६.१७८	३०.४५७	१९१.४००

तसेच नर्मदा खोऱ्यातून तापी खोऱ्यात १०.८९ अघफू व पश्चिम वाहिणी नदीद्वारे १०.६४ अघफू पाणी उपलब्ध होत आहे.

७.० महामंडळाकडील प्रकल्प-

महामंडळातर्गत जळगाव, धुळे, नंदुरबार व नाशिक जिल्ह्यात बांधकामाधीन असलेले मोठे, मध्यम, लघु व उपसा सिंचन प्रकल्पांची माहिती परिशिष्ट क्र.१ मध्ये आहे.

८.० सिंचन क्षमता निर्मिती-

तापी पाटबंधारे विकास महामंडळांतर्गत महामंडळ स्थापनेपूर्वी पूर्ण झालेल्या प्रकल्पांद्वारे तसेच महामंडळ स्थापनेनंतर पूर्ण झालेल्या व बांधकामाधीन प्रकल्पांद्वारे जून-२०२४ अखेर ५,०६,७४९ हेक्टर सिंचन क्षमता निर्मिती झाली आहे.

१.० आर्थिक नियोजन-

१.१ तापी पाटबंधारे विकास महामंडळ स्थापनेच्या अध्यायानुसार तापी खोऱ्यामधील जळगाव, धुळे, नंदुरबार व नाशिक जिल्ह्यातील प्रकल्प १० वर्षांमध्ये पूर्ण करण्यासाठी रु.४६७६.०० कोटी खर्चाचा महामंडळाचा कालबद्ध आर्थिक कार्यक्रम होता. अधिनियमातील कलम ३१(१) अवये महामंडळातील कामे पार पाडण्यासाठी महामंडळाला आवश्यक असलेल्या भांडवलातील राज्य शासनाचा हिस्सा म्हणून, महामंडळाच्या अधिनियमाध्ये रु.१४०० कोटी पेक्षा कमी होणार नाही इतकी रक्कम शासन महामंडळास अंशदान म्हणून देणे अपेक्षित होता. (३०% शासनाचा सहभाग व ७०% कर्जरोख्याद्वारे) तसेच उर्वरीत खर्चासाठीचा निधी रु.३२७६ कोटी महामंडळाकडून कर्जरोख्यांच्या स्वरूपात खुल्या भांडवली बाजारातून १० वर्षांच्या कालावधीत उभा करणे प्रस्तावित होते.

१.२ महामंडळातर्गत मोठे, मध्यम, लघु व उपसा सिंचन प्रकल्पावर मार्च-२०२४ अखेर रु.१६२८२.४००२ कोटी खर्च झालेला होता. दिनांक १ एप्रिल-२०२३ ते ३१ मार्च-२०२४ या कालावधीत या प्रकल्पांतर्गत रु.१६८७.३८६५ कोटी भांडवली खर्च झालेला आहे. आर्थिक वर्षात महाराष्ट्र शासनाकडून रु.१६३६.५६१९ कोटी अनुदान प्राप्त झालेले आहे. तसेच महामंडळाचे पगारासाठी रु.८३.१९९८ कोटी प्राप्त झालेले आहे. त्या व्यतिरिक्त विदर्भ पाटबंधारे विकास महामंडळाकडून रु.५१.०० कोटी निधी प्राप्त झाला आहे.

१.३ महामंडळाने काढलेल्या एकूण ६ कर्जरोखे मालिकांची मुदल परतफेड व व्याजाची संपूर्ण रक्कम प्रदान केलेली आहे.

१०.० १ जानेवारी-१९९८ ते ३१ मार्च-२०२४ कालावधीमधील निधी उभारणी व खर्चाचा तपशिल- महामंडळास उपरोक्त कालावधीत कर्जरोख्याद्वारा 'विवरणपत्र-अ' नुसार व शासनाद्वारे 'विवरणपत्र-ब' नुसार निधी प्राप्त झालेला आहे.

१०.१ कर्जरोख्याद्वारा प्राप्त झालेला निधी-

विवरणपत्र - अ

अ. क्र.	कर्जरोखे मालिका क्रमांक	व्याजदर (%)	कर्जरोखे उभारणी कालावधी	प्रत्येक कर्जरोख्याची किंमत (रु.लक्ष)	कर्जरोख्या द्वारा उभारावयाची रक्कम (रु.कोटी)	कर्जरोख्या द्वारा प्रत्यक्ष प्राप्त रक्कम (रु.कोटी)	शेरा
१	I	१३.२५	मे/जून १९९८	१.००	५७.५०	८७.८२	व्याजाची रक्कम व मुदल पूर्ण दि.१८/६/२००३ रोजी परतफेड करणेत आली आहे.
२	II	१४.५०	फेब्रुवारी/ मार्च १९९९	१.००	१५०.००	१५३.१९	व्याजाची रक्कम व मुदल पूर्ण दि.२९/३/२००४ रोजी परतफेड करणेत आली आहे.
३	III	१३.५०	सप्टेंबर/ नोव्हेंबर १९९९	१.००	१७०.००	१९७.७२	व्याजाची रक्कम व मुदल पूर्ण दि.१५/६/२००६ रोजी परतफेड करणेत आली आहे.

अ. क्र.	कर्जरोखे मालिका क्रमांक	व्याजदर (%)	कर्जरोखे उभारणी कालावधी	प्रत्येक कर्जरोख्याची किंमत (रु.लक्ष)	कर्जरोख्या द्वारा उभारावयाची रक्कम (रु.कोटी)	कर्जरोख्या द्वारा प्रत्यक्ष प्राप्त रक्कम (रु.कोटी)	शेरा
४	IV	१३.००	जून/ ऑगस्ट- २०००	१.००	३००.००	१३२.४४	रु.१३२.४४ कोटी दि.१६/९/२००५ ला परत करण्यात आले
		१३.२५		१.००		१३२.२८	रु.१३२.२८ कोटी दि.१६/९/२००७ रोजी परत करण्यात आले
		१३.५०		१.००		४४.७१	दि.१६/९/२०१० रोजी मुद्दल परतफेड करण्यात आली आहे
	एकूण					३०९.४३	
५	V	१२.००	मार्च ते सप्टेंबर- २००१	१.००	२५०.००	९७.४९	रु.९७.४९ कोटी मुद्दल परतफेड दि.१५/१०/२००६ रोजी करण्यात आली आहे. रु.२८.१३ कोटी मुद्दल परतफेड दि.१५/१०/०८ रोजी करण्यात आली रु.१५३.४५ कोटी मुद्दल परतफेड दि.१५/१०/११ रोजी करण्यात आली.
		१२.२५		१.००		२८.१३	
						१५३.४५	
		१२.५०		१.००		२७९.०७	
६	VI	११.००	डिसें. २००१ ते ऑक्टो. २००२	१.००	२७३.४९	२३१.३८	रु.२३१.३८ कोटी मुद्दल परतफेड दि.१५/११/०७ रोजी परत करण्यात आले
		११.२५		१.००		११.८६	रु.११.८६ कोटी दि.१५/११/२००९ रोजी मुद्दल परतफेड करण्यात आली आहे.
						२९.३७	
		११.५०		१.००		२७२.६१	रु. २९.३७ कोटी दि.१५/११/१२ रोजी मुद्दल परतफेड करण्यात आली आहे.
		एकूण				१२९९.८४	

सन २०२३-२४ मध्ये कर्जरोख्यांद्वारे निधी उभारणी झालेली नाही.

कर्जरोखे मालिका क्र-१ ते ६ नुसार रु.१२९९.८४ कोटी कर्ज उभारणी द्वारा वेळोवेळी रक्कम प्राप्त झाली होती. सदरची संपूर्ण रक्कम मार्च-२०१३ अखेर परतफेड करण्यात आली आहे.

૧૦.૨ શાસનાકટૂન મહામંડલાસ ઉપલબ્ધ ઝાલેલા નિધી (કામે વ આસ્થાપના) (રુ.લક્ષ)

વિવરણપત્ર - બ

અ. ક્ર.	કાલાવધી	કામાસાઠી	આસ્થાપના	મુદ્દલ પરતફેસાઠી	વ્યાજ પ્રદાનાસાઠી પ્રાપ્ત અનુદાન	એકૂળ
૧	૧/૧/૯૮ તે ૩૧/૩/૯૮	૩૦૫૧.૩૯૦૦	૦.૦૦૦૦	૦.૦૦૦૦	૦.૦૦૦૦	૩૦૫૧.૩૯૦૦
૨	૧/૧/૯૮ તે ૩૧/૩/૯૯	૧૯૮૦.૪૮૦૦	૦.૦૦૦૦	૦.૦૦૦૦	૧૦૦૦.૦૦૦૦	૨૯૮૦.૪૮૦૦
૩	૧/૧/૯૯ તે ૩૧/૩/૦૦	૪૬૨૧.૬૦૬૦	૦.૦૦૦૦	૦.૦૦૦૦	૩૩૦૪.૮૦૮૦	૭૯૨૬.૪૧૦૦
૪	૧/૪/૦૦ તે ૩૧/૩/૦૧	૦.૦૦૦૦	૦.૦૦૦૦	૦.૦૦૦૦	૩૩૮૭.૩૯૩૯	૩૩૮૭.૩૯૦૦
૫	૧/૪/૦૧ તે ૩૧/૩/૦૨	૫૨૫.૪૯૪૯	૦.૦૦૦૦	૦.૦૦૦૦	૭૧૦૫.૦૬૦૬	૭૬૩૦.૫૬૦૦
૬	૧/૪/૦૨ તે ૩૧/૩/૦૩	૯૭૮.૦૦૦૦	૨૨૫૦.૦૦૦૦	૦.૦૦૦૦	૧૨૧૧૭.૦૦૦૦	૧૫૩૪૫.૦૦૦૦
૭	૧/૪/૦૩ તે ૩૧/૩/૦૪	૭૧૬૪.૦૯૬૨	૪૬૦૪.૨૦૦૦	૨૪૧૦૧.૦૦૦૦	૧૫૧૩૮.૨૮૦૦	૫૧૦૦૭.૫૮૦૦
૮	૧/૪/૦૪ તે ૩૧/૩/૦૫	૨૬૬૯૩.૫૦૦૦	૪૮૪૭.૨૪૦૦	૦.૦૦૦૦	૧૨૬૪૭.૭૬૦૦	૪૪૧૮૮.૫૦૦૦
૯	૧/૪/૦૫ તે ૩૧/૩/૦૬	૫૨૩૬૯.૩૯૦૦	૨૩૧૦.૫૧૦૦	૨૩૧૩૦.૦૦૦૦	૧૩૧૯૬.૧૯૦૦	૯૧૦૦૬.૦૯૦૦
૧૦	૧/૪/૦૬ તે ૩૧/૩/૦૭	૧૬૭૯૪.૮૩૦૦	૨૪૬૮.૬૩૦૦	૧૯૬૩૫.૦૦૦૦	૧૦૧૩૯.૮૬૦૦	૪૯૦૩૮.૩૨૦૦
૧૧	૧/૪/૦૭ તે ૩૧/૩/૦૮	૨૯૮૮૪.૦૫૦૦	૨૫૩૧.૦૮૦૦	૩૬૩૬૬.૦૦૦૦	૭૬૩૫.૩૭૦૦	૭૬૪૧૬.૫૦૦૦
૧૨	૧/૪/૦૮ તે ૩૧/૩/૦૯	૩૮૬૦૯.૪૭૦૦	૨૯૯૪.૧૫૦૦	૨૮૧૩.૦૦૦૦	૩૩૩૭.૪૮૦૦	૪૭૭૫૪.૧૦૦૦
૧૩	૧/૪/૦૯ તે ૩૧/૩/૧૦	૪૨૮૫૫.૭૯૦૦	૩૭૦૧.૦૦૦૦	૧૧૮૬.૦૦૦૦	૨૯૯૨.૮૮૦૦	૫૦૭૩૫.૬૭૦૦
૧૪	૧/૪/૧૦ તે ૩૧/૩/૧૧	૪૮૦૭૮.૩૧૦૦	૩૭૩૦.૧૪૦૦	૪૪૭૧.૦૦૦૦	૨૮૫૯.૪૮૦૦	૫૯૧૩૮.૯૩૦૦
૧૫	૧/૪/૧૧ તે ૩૧/૩/૧૨	૪૩૬૫૫.૨૮૦૦	૪૩૮૪.૧૬૦૦	૧૫૩૪૫.૦૦	૨૨૫૫.૮૮૦૦	૬૫૬૪૦.૩૨૦૦
૧૬	૧/૪/૧૨ તે ૩૧/૩/૧૩	૩૮૨૯૩.૩૮૦૦	૪૭૧૫.૧૩૦૦	૨૯૩૭.૦૦૦૦	૩૩૭.૭૫૦૦	૪૬૨૮૩.૨૬૦૦
૧૭	૧/૪/૧૩ તે ૩૧/૩/૧૪	૪૫૯૩૩.૭૨૦૦	૫૯૨૦.૮૬૦૦	૦.૦૦૦૦	૦.૦૦૦૦	૫૧૮૫૪.૫૮૦૦
૧૮	૧/૪/૧૪ તે ૩૧/૩/૧૫	૪૩૫૦૭.૮૭૦૦	૬૦૧૩.૪૦૦૦	૦.૦૦૦૦	૦.૦૦૦૦	૪૯૫૨૧.૨૭૦૦
૧૯	૧/૪/૧૫ તે ૩૧/૩/૧૬	૫૫૭૮૨.૯૨૦૦	૬૨૭૩.૮૬૦૦	૦.૦૦૦૦	૦.૦૦૦૦	૬૨૦૫૬.૭૮૦૦
૨૦	૧/૪/૧૬ તે ૩૧/૩/૧૭	૮૪૯૪૪.૨૦૦૦	૫૯૧૨.૮૦૦૦	૦.૦૦૦૦	૦.૦૦૦૦	૯૦૮૫૭.૦૦૦૦
૨૧	૧/૪/૧૭ તે ૩૧/૩/૧૮	૬૦૮૬૯.૯૬૦૦	૫૯૧૬.૭૯૦૦	૦.૦૦૦૦	૦.૦૦૦૦	૬૬૭૮૬.૭૫૦૦
૨૨	૧/૪/૧૮ તે ૩૧/૩/૧૯	૧૦૭૦૯૫.૮૭૦૦	૫૯૯૯.૨૭૦૦	૦.૦૦૦૦	૦.૦૦૦૦	૧૧૩૦૯૫.૧૪૦૦
૨૩	૧/૪/૧૯ તે ૩૧/૩/૨૦	૧૦૯૮૫૧.૬૧૦૦	૭૬૧.૭૩૦૦	૦.૦૦૦૦	૦.૦૦૦૦	૧૧૦૬૧૩.૩૪૦૦
૨૪	૧/૪/૨૦ તે ૩૧/૩/૨૧	૮૦૮૮૦.૩૩૦૦	૭૨૮૧.૬૯૦૦	૦	૦	૮૮૧૬૨.૦૨૦૦
૨૫	૧/૪/૨૧ તે ૩૧/૩/૨૨	૧૫૪૧૧૦.૬૭	૮૪૩૭.૬૦	૦	૦	૧૬૨૫૪૮.૨૭
૨૬	૧/૪/૨૨ તે ૩૧/૩/૨૩	૧૮૧૯૮૭.૮૬	૮૩૭૯.૧૧	૦	૦	૧૯૦૩૬૬.૯૭
૨૭	૧/૪/૨૩ તે ૩૧/૩/૨૪	૧૬૮૭૫૬.૧૯	૮૩૧૯.૯૮	૦	૦	૧૭૭૦૭૬.૧૭
[]		૧૪૪૯૨૭૬.૨૬૭૧	૧૦૭૭૫૩.૩૩	૧૨૯૯૮૪.૦૦	૯૭૪૫૫.૧૯૨૫	૧૭૮૪૪૬૮.૭૯

१०.३ महामंडळांतर्गत असलेल्या विभागीय कार्यालयांकडून कंत्राटदारांची अनामत रक्कम व इतर महसूल इ. महामंडळाकडे नॉन-ऑपरेटिव्ह खात्यामध्ये जमा करण्यात येतो व जमा झालेली रक्कम वेळोवेळी अल्पमुदत ठेवीत गुंतवणूक करून त्यावर व्याज मिळविण्यात येते. यामध्ये दिनांक १ एप्रिल-२०२३ ते ३१ मार्च-२०२४ या कालावधीत रु.१३.४४८८ कोटी इतके उत्पन्न मिळाले आहे.

११.०० पाणीपट्टी व इतर महसूली उत्पन्न-

शासन जलसंपदा विभाग, मंत्रालय, मुंबई निर्णय क्र- देवदु-२०१५/(८३६/२०१५)/सिंच्य(कामे), दिनांक १७/११/२०१६ अन्वये पाटबंधारे विकास महामंडळाच्या अधिनियमातील कलम-१८ व १९ मधील तरतूदीनुसार महामंडळाचे कार्यक्षेत्रातील पूर्ण झालेल्या सिंचन प्रकल्पांचे सिंचन व्यवस्थापन, परिरक्षण व देखभाल दुरुस्तीची कामे महामंडळाकडे वर्ग करण्यात आली आहेत. सन २०२३-२४ मध्ये दिनांक ०१/०४/२०२३ ते ३१/०३/२०२४ या कालावधीतील सिंचन पाणीपट्टी रु.१५१.६१ लक्ष, बिगर सिंचन पाणीपट्टी ४०% (रु.२७५६.०४ लक्ष व राज्यस्तरीय सिंचन कोष खात्यातून रु.८५३८.१४ लक्ष अशी एकूण रु.११४४५.८० लक्ष पाणीपट्टी जमा झाली आहे. त्यातून रु.७२४४.०७ लक्ष सिंचन व्यवस्थापन देखभाल व दुरुस्तीवर खर्च झालेला आहे. सन २०२३-२४ मध्ये रु.२२९१.३९ लक्ष शासनास पाणीपट्टीवरील आस्थापना खर्च परतावा जमा केला आहे.

१२.०० पर्यटन-

महामंडळाकडील जमिनी फलोत्पादनासाठी खाजगी संस्थांना उपलब्ध करून देऊन तसेच प्रकल्पाचे जलाशयाचे ठिकाणी पर्यटन विकासास प्रोत्साहन देऊन महामंडळाचे महसूली उत्पन्नाचे स्रोत किती वाढविण्यात येतील याचा काही प्रकल्पाचे बाबतीत अभ्यास करण्यात येत आहे.

१३.० प्रकल्प पूर्ण करण्याचा कार्यक्रम-

महामंडळातर्गत भौतिक कार्यक्रमाबाबत सन २०१३-१४ ते २०२३-२४ या कालावधीत बांधकामाधीन १०४ प्रकल्प पूर्ण करण्याचे नियोजन पुढीलप्रमाणे आहे.

आर्थिक वर्ष	प्रकल्प संख्या					एकूण
	मोठे	मध्यम	लघु	उपसा सिंचन	वाढ विस्तार कामे	
२०१४-२०१५	०	५	३५	०	४	४४
२०१५-२०१६	०	५	९	२	४	२०
२०१६-२०१७	२	५	०	२	२	११
२०१७-२०१८	२	३	०	३	२	१०
२०१८-२०१९	०	१	३	०	०	४
२०१९-२०२०	१	३	०	०	०	४
२०२०-२०२१	०	०	०	०	०	०
२०२१-२०२२	०	०	०	०	०	०
२०२२-२०२३	०	०	०	०	०	०
२०२३-२०२४	०	१	१	०	०	२
एकूण	५	२३	४८	७	१२	९५

१४.० प्रकल्प जलद गतीने व गुणवत्तेने पूर्ण होण्यासाठी घेतलेले निर्णय-

१४.१ ई-निविदा

सद्यस्थितीत महाराष्ट्र शासनाच्या सार्वजनिक बांधकाम विभागाकडे नोंदणीकृत असलेल्या कंत्राटदारांकडून प्रचलित शासन निर्णयानुसार ई-निविदा पद्धतीचा वापर करण्यात येऊन, निविदा मागविण्यात येतात.

१४.२ कामाची मोजमापे कंत्राटदारांच्या अभियंत्याने करावयाची कंत्राटात तरतूद केली असून त्यामध्ये तपासणीअंती चूक आढळल्यास दंडाची तरतूद ठेवली आहे. मोजमापे कंत्राटदारामार्फत केली गेल्यास महामंडळाच्या अभियंत्यांना कामाच्या गुणवत्तेकडे व इतर बाबींकडे लक्ष पुरविण्यास पुरेसा कालावधी मिळून, कामे उत्तम प्रकारे पार पाडली जातील अशी यामागील भूमिका आहे.


१४.३ महामंडळाकडील प्रकल्पांची कामे जलदगतीने पूर्ण व्हावीत, कामांची गुणवत्ता उच्च दर्जाची असावी, आस्थापना व वरकड खर्च मर्यादित रहावा तसेच ठेकेदारांना आतिरिक्त मागण्या, भरपाई इत्यादीसाठी वाव मिळू नये या दृष्टीकोनातून तापी पाटबंधारे विकास महामंडळाने कार्यपद्धतीत आवश्यक त्या तरतूदी केल्या असून महामंडळाने तयार केलेल्या निविदा पुस्तिकेत खालील प्रावधाने केलेली आहेत.


- १) रु.१ कोटी व त्यावरील निविदांचे संदर्भात परिशिष्ट-‘ब’ मध्ये प्रत्येक बाबींमध्ये "कंत्राटदाराच्या साहित्यासह" (कॉट्रॅक्टर्स ओन मटेरियल) असा उल्लेख करण्यात आलेला आहे.
- २) रु.१ कोटीपेक्षा जास्त किंमतीच्या निविदांमध्ये कंत्राटदारास बांधकाम साहित्य पुरविले जाणार नाही. त्यामुळे तत्संबंधीचे परिशिष्ट-अ वगळण्यात आले आहे.
- ३) महामंडळाकडील प्रकल्पांच्या कामांवर निविदेतील अंदाजित खर्चाच्या १०५% पेक्षा जास्त खर्च, सक्षम स्तरावरील मान्यतेशिवाय करू न देण्याचे बंधन क्षेत्रीय अधिकाऱ्यांना घालण्यात आले आहे.
- ४) प्रकल्पांच्या कामांवर प्रशासकीय मान्यता प्राप्त अंदाजित किंमतीच्या मर्यादेत खर्च राहण्यासाठी सुधारीत प्रशासकीय मान्यता प्राप्त करून घेण्याचे बंधन क्षेत्रीय अधिकाऱ्यांना घालण्यात आले आहे.
- ५) कंत्राटातील काम पूर्ण करण्याचा माहवार कार्यक्रम कंत्राटदाराने द्यावा. ही अट निविदेत काम सुरु करण्यापूर्वी अंतर्भूत करण्यात आलेली आहे व त्यानुसार कंत्राटदारांनी केलेल्या कामांची मासिक प्रगती पडताळणी करण्यात यावी, अशा सुचना क्षेत्रीय अधिकाऱ्यांना देण्यात आल्या आहेत.

- ६) सार्वजनिक बांधकाम संहितेमधील मार्गदर्शक तत्वानुसार (निविदे बरोबर कमीत कमी व आवश्यक तेवढीच रेखाचित्रे) निविदा कागदपत्रात समाविष्ट करण्यात येतात. तसेच खाणीचे स्थान व अंतर दर्शविणारी रेखाचित्रे निविदेत अंतर्भूत करण्यात येत नाहीत. कंत्राटदारांना अतिरिक्त मागणी (Claims) करण्याची संधी मिळू नये, हा त्यामागचा उद्देश आहे.
- ७) निविदेत कंत्राटदारास आगाऊ रकमा देण्याची तरतूद अंतर्भूत नाही.
- ८) निविदेतील "विशेष अटी व शर्ती" अंतर्गत कलम क्र-५४ अवये कंत्राटदाराचे वादातील बाबींबाबत लवाद नियुक्त करण्याची तरतूद वगळण्यात आली आहे.
- ९) कामाची गुणवत्ता अति उच्च ठेवण्यासाठी गुणनियंत्रण विभागाचे आस्थापनेकडून वेळोवेळी तपासणी करणेत येते. कामासाठी वापरण्यात येत असलेले साहित्य व झालेले बांधकाम यांच्या गुणवत्ता चाचण्या शासनाने याबाबत वेळोवेळी निर्गमीत केलेल्या परिपत्रक / निर्णयानुसार घेणेचे बंधन ठेवण्यात आले आहे.

१५ लेखे-

महामंडळाचे लेखे द्विनोंदी रोखीच्या पद्धतीने (प्राप्त व खर्चित) ठेवले जात असून १ एप्रिल-२०२३ ते ३१ मार्च-२०२४ या कालावधीचे लेखे सनदी लेखा परिक्षकांकडून तपासण्यात आलेले आहेत. सनदी लेखा परिक्षकांचे अभिप्राय व मंजूर ताळेबंद सोबतच्या **परिशिष्ट क्र-४** नुसार जोडले आहेत.


(म.द. महाजन)
मुख्य लेखा व वित्त अधिकारी,
तापी पाटबंधारे विकास महामंडळ,
जळगाव.


(ज.द. बोरकर)
कार्यकारी संचालक,
तापी पाटबंधारे विकास महामंडळ,
जळगाव.

तापी पाटबंधारे विकास महामंडळ, जळगाव

परिशिष्ट क्र-1 (गोषवारा)

26 वा वार्षिक वित्तीय अहवाल सन 2023-24

महामंडळाकडे उत्तर महाराष्ट्रातील तापी खोल्यामधील जळगाव, धुळे, नंदुरबार व नाशिक (अंशतः) जिल्ह्यात असणाऱ्या मोठे, मध्यम, लघु व उपसा सिंचन योजनांचा तपशिल

(रक्कम- रु.कोटी, सिंचन क्षमता- हेक्टर)

अ क्र	प्रकल्पाचे नांव	प्रकल्प संख्या	निधी/खर्च/तरतुद						प्रकल्पीय सिंचन क्षमता
			प्रकल्पाची मंजूर प्रशासकीय मान्यता प्राप्त किंमत			प्रकल्पाची अद्यावत किंमत			
			कामे	इटीपी	एकूण	कामे	इटीपी	एकूण	
1	2	3	4	5	6	7	8	9	10
1	जळगाव जिल्हा								
	मोठे प्रकल्प	8	10502.720	997.470	11500.190	16274.820	1375.190	17650.010	299896
	मध्यम प्रकल्प	4	1932.410	197.000	2129.410	3195.457	311.993	3507.450	40279
	लघु प्रकल्प	3	116.888	7.925	124.813	568.810	15.940	584.750	2986
	एकूण जळगाव जिल्हा	15	12552.018	1202.395	13754.413	20039.087	1703.123	21742.210	343161
2	धुळे जिल्हा								
	मोठे प्रकल्प	1	2183.250	224.420	2407.670	2183.250	224.420	2407.670	52720
	मध्यम प्रकल्प	1	223.600	34.732	258.332	377.750	8.810	386.560	7176
	लघु प्रकल्प	0	—	—	—	—	—	—	—
	एकूण धुळे जिल्हा	2	2406.850	259.152	2666.002	2561.000	233.230	2794.230	59896
3	नंदुरबार जिल्हा								
	मोठे प्रकल्प	0	—	—	—	—	—	—	—
	मध्यम प्रकल्प	4	481.895	84.925	566.820	1130.050	119.400	1249.450	20559
	लघु प्रकल्प	6	107.080	9.130	116.210	190.720	13.110	203.830	3462
	एकूण नंदुरबार जिल्हा	10	588.975	94.055	683.030	1320.770	132.510	1453.280	24021
4	नाशिक जिल्हा								
	मोठे प्रकल्प	1	528.870	78.830	607.700	528.870	78.828	607.698	12662
	मध्यम प्रकल्प	0	—	—	—	—	—	—	—
	लघु प्रकल्प	1	27.490	3.260	30.750	27.490	3.260	30.750	555
	एकूण नाशिक जिल्हा	2	556.360	82.090	638.450	556.360	82.088	638.448	13217
	एकूण								
	मोठे प्रकल्प	10	13214.840	1300.720	14515.560	18986.940	1678.438	20665.378	365278
	मध्यम प्रकल्प	9	2637.905	316.657	2954.562	4703.257	440.203	5143.460	68014
	लघु प्रकल्प	10	251.458	20.315	271.773	787.020	32.310	819.330	7003
	अवशिष्ट कामे-								
	मध्यम प्रकल्प- 9		—	—	1781.429	—	—	2414.749	55020
	लघु प्रकल्प- 33		—	—	526.565	—	—	1422.239	17643
	एकूण विभाग- 4	29	16104.203	1637.692	20049.889	24477.217	2150.951	30465.156	512958

तापी पाटबंधारे विकास महामंडळ, जळगाव

परिशिष्ट क्र-1

26 वार्षिक वित्तीय अहवाल सन 2023-24

महामंडळाकडे उत्तर महाराष्ट्रातील तापी खोल्यामधील जळगाव, धुळे, नंदुरबार व नाशिक (अंशतः) जिल्ह्यात असणाऱ्या मोठे, मध्यम, लघु व उपसा सिंचन योजनांचा तपशिल

(रक्कम- रु.कोटी, सिंचन क्षमता- हेक्टर)

अ क्र	प्रकल्पाचे नांव	निधी/खर्च/तरतुद						प्रकल्पीय सिंचन क्षमता
		प्रकल्पाची मंजूर प्रशासकीय मान्यता प्राप्त किंमत			प्रकल्पाची अद्यावत किंमत			
		कामे	इटीपी	एकूण	कामे	इटीपी	एकूण	
1	2	3	4	5	6	7	8	9
	जळगाव जिल्हा							
	मोठे प्रकल्प							
१	निम्न तापी	१००४.०३०	१२३.७१०	११२७.७४०	४७९२.२३०	३४९.४६०	५१४१.६९०	५४९३६
२	उर्ध्व तापी (हतनूर)-१	५०१.४१०	३४.६००	५३६.०१०	५०१.४१०	३४.६००	५३६.०१०	५३३५२
३	उर्ध्व तापी (हतनूर) टप्पा-२	१२६.२७०	१४.०००	१४०.२७०	१२६.२७०	१४.०००	१४०.२७०	३९०३२
४	वाघूर	२०७६.९९०	२११.३२०	२२८८.३१०	२०७६.९९०	२११.३२०	२२८८.३१०	५५९७१
५	भागपूर उ.सि.योजना	४६६.२७०	९०.७५०	५५७.०२०	२०६४.९००	१९७.४३०	२२६२.३३०	२२७७७
६	बोदवड परिसर सिंचन योजना	३४६३.८२०	२९९.३८०	३७६३.२००	३४६३.८२०	२९९.३८०	३७६३.२००	३३६६८
७	कुन्हा वढोदा उ.सि.योजना	२०९३.४००	१३३.१३०	२२२६.५३०	२०९३.४००	१३३.१३०	२२२६.५३०	१२४९७
८	वरणगाव तळवेल उ.सि.योजना	७७०.५३०	९०.५८०	८६१.११०	११५५.८००	१३५.८७०	१२९१.६७०	२७६६३
	एकूण मोठे प्रकल्प-८	१०५०२.७२०	९९७.४७०	११५००.१९०	१६२७४.८२०	१३७५.१९०	१७६५०.०१०	२९९८९६
	मध्यम प्रकल्प							
१	अंजनी उंचीवाढी सह	२४१.०९०	२१.७७०	२६२.८६०	२४१.०९०	२१.७७०	२६२.८६०	७९०२
२	शेळगाव बरेज	८८१.४२०	८७.५५०	९६८.९७०	१५४०.०६२	१७१.११८	१७११.१८०	११३१८
३	वरखेड लोंढे	४६५.८६०	६०.७८०	५२६.६४०	८२९.८४५	९२.२०५	९२२.०५०	७९१९
४	पच्चालय-२ उ.सि.योजना	३४४.०४०	२६.९००	३७०.९४०	५८४.४६०	२६.९००	६११.३६०	१३१४०
	एकूण मध्यम प्रकल्प-४	१९३२.४१०	१९७.०००	२१२९.४१०	३१९५.४५७	३११.९९३	३५०७.४५०	४०२७९
	लघु प्रकल्प							
१	हंड्याकुंड्या	३.१५९	०.३५१	३.५१०	२७.७७०	२.७००	३०.४७०	२६४
२	कांग	८८.३१०	४.७५०	९३.०६०	३००.४४०	८.२४०	३०८.६८०	१०४८
३	मुंदखेडा	२५.४१९	२.८२४	२८.२४३	२४०.६००	५.०००	२४५.६००	१६७४
	एकूण लघु प्रकल्प-३	११६.८८८	७.९२५	१२४.८१३	५६८.८१०	१५.९४०	५८४.७५०	२९८६
	एकूण जळगाव जिल्हा-१५	१२५५२.०१८	१२०२.३९५	१३७५४.४१३	२००३९.०८७	१७०३.१२३	२१७४२.२१०	३४३१६१
	धुळे जिल्हा							
	मोठे प्रकल्प							
१	सुलवाडे-जामफळ-कनोली उर्सियो	२१८३.२५०	२२४.४२०	२४०७.६७०	२१८३.२५०	२२४.४२०	२४०७.६७०	५२७२०
	मध्यम प्रकल्प							
१	वाडी शेवाडी	२२३.६००	३४.७३२	२५८.३३२	३७७.७५०	८.८१०	३८६.५६०	७१७६
	एकूण मध्यम प्रकल्प-१	२२३.६००	३४.७३२	२५८.३३२	३७७.७५०	८.८१०	३८६.५६०	७१७६
	लघु प्रकल्प							
	निरंक							
	एकूण धुळे जिल्हा-२	२४०६.८५०	२५९.१५२	२६६६.००२	२५६१.०००	२३३.२३०	२७९४.२३०	५९८९६
	नंदुरबार जिल्हा							
	मोठे प्रकल्प							
	निरंक							
	मध्यम प्रकल्प							
१	दरा	९४.३१०	२३.३००	११७.६१०	१५६.३९०	३१.१४०	१८७.५३०	३४४९
२	देहली	२०७.३५५	३९.१३५	२४६.४९०	३०६.८७०	३६.६५०	३४३.५२०	३४८१
३	नागन	७४.३५०	१८.२७०	९२.६२०	१४१.६७०	५.८८०	१४७.५५०	३३५६
४	प्रकाशा बुराई उर्सियो	१०५.८८०	४.२२०	११०.१००	५२५.१२०	४५.७३०	५७०.८५०	१०२७३

26 वार्षिक वित्तीय अहवाल सन 2023-24

महामंडळाकडे उत्तर महाराष्ट्रातील तापी खोल्यामधील जळगाव, धुळे, नंदुरबार व नाशिक (अंशतः) जिल्ह्यात असणाऱ्या मोठे, मध्यम, लघु व उपसा सिंचन योजनांचा तपशिल

(रक्कम- रु.कोटी, सिंचन क्षमता- हेक्टर)

अ क्र	प्रकल्पाचे नांव	निधी/खर्च/तरतुद						प्रकल्पीय सिंचन क्षमता
		प्रकल्पाची मंजूर प्रशासकीय मान्यता प्राप्त किंमत			प्रकल्पाची अद्यावत किंमत			
		कामे	इटीपी	एकूण	कामे	इटीपी	एकूण	
1	2	3	4	5	6	7	8	9
	एकूण मध्यम प्रकल्प-४	४८१.८९५	८४.९२५	५६६.८२०	११३०.०५०	११९.४००	१२४९.४५०	२०५५९
	लघु प्रकल्प							
१	बर्डोपाडा	८.२७०	१.८१०	१०.०८०	४८.२००	३.७३०	५१.९३०	६०४
२	हरीमहू	९.४००	०.६६०	१०.०६०	१८.३३०	१.२९०	१९.६२०	४५९
३	इच्छागव्हाण	२२.३००	१.७८०	२४.०८०	२२.३००	१.७८०	२४.०८०	५९४
४	पानबारा	१९.३७०	१.१६०	२०.५३०	५४.१५०	२.५९०	५६.७४०	७६१
५	पिंप्राणे	१०.९३०	०.८००	११.७३०	१०.९३०	०.८००	११.७३०	५२९
६	रामपूर	३६.८१०	२.९२०	३९.७३०	३६.८१०	२.९२०	३९.७३०	५१५
	एकूण लघु प्रकल्प-६	१०७.०८०	९.१३०	११६.२१०	१९०.७२०	१३.११०	२०३.८३०	३४६२
	एकूण नंदुरबार जिल्हा-१०	५८८.९७५	९४.०५५	६८३.०३०	१३२०.७७०	१३२.५१०	१४५३.२८०	२४०२१
	नाशिक जिल्हा							
	मोठे प्रकल्प							
१	पुनंद	५२८.८७०	७८.८३०	६०७.७००	५२८.८७०	७८.८२८	६०७.६९८	१२६६२
	मध्यम प्रकल्प							
	निरंक	—	—	—	—	—	—	—
	लघु प्रकल्प							
१	भेगू	२७.४९०	३.२६०	३०.७५०	२७.४९०	३.२६०	३०.७५०	५५५
	एकूण नाशिक जिल्हा-२	५५६.३६०	८२.०९०	६३८.४५०	५५६.३६०	८२.०८८	६३८.४४८	१३२१७

गोषवारा

मोठे प्रकल्प- 10	13214.840	1300.720	14515.560	18986.940	1678.438	20665.378	365278
मध्यम प्रकल्प- 9	2637.905	316.657	2954.562	4703.257	440.203	5143.460	68014
लघु प्रकल्प- 10	251.458	20.315	271.773	787.020	32.310	819.330	7003
अवशिष्ट कामे-							
मध्यम प्रकल्प- 9			1781.429			2414.749	55020
लघु प्रकल्प- 33			526.565			1422.239	17643
एकूण सर्व	16104.203	1637.692	20049.889	24477.217	2150.951	30465.156	512958

अवशिष्ट कामे

(रक्कम- रु.कोटी, सिंचन क्षमता- हेक्टर)

अ. क्र.	प्रकल्पाचे नांव	प्रकल्पाची अद्यावत प्रशासकीय मान्यता किंमत	प्रकल्पाची अद्यावत अंदाजित किंमत (कामासाठी)	प्रकल्पीय सिंचन क्षमता
१	२	३	४	५
	जळगाव जिल्हा			
	मध्यम प्रकल्प			
१	गुळ	९६.६१०	१९८.०६०	३०२५
२	कमानीतांडा	७८.४९०	३७४.९३०	६०३२
३	मोर	४८.९३०	८१.३६०	२१५६
४	बहुळा	५४.९७०	१४५.५८०	४६५४
	एकूण मध्यम प्रकल्प-४	२७९.०००	७९९.९३०	१५८६७.०००
	लघु प्रकल्प			
१	भालगांव	४.८७०	४५.०००	२५४
२	देव्हारी	८.३१०	३२.४००	३२७
३	गाळण-२	९.४६०	१६.१८०	३६५
४	हरीपुरा	८३.२४०	८३.२४०	५६४
५	हातगांव-२	२४.६१०	४२.४००	६३८
६	जामडी	६.१२०	२१.४००	२५८
७	जोधळखेडा	३०.८४०	३०.८४०	३२०
८	नशिराबाद (मुर्दापूर)	२३.९८०	८६.९५०	५८५
९	निंबादेवी	१४.९२०	१४.९२०	३०६
१०	सूर	३३.२८०	१३४.०००	८३०
११	विटनेर-२	४.८४०	१५.०००	२५१
१२	वड्री	१०.२३०	१०.२३०	२६८
१३	अटलगव्हाण	२१.०८०	२६.०५०	३४०
१४	बाणगांव	५.९७०	२७.०००	३३२
१५	चितेगांव	५.५४०	६८.४२०	२६७
१६	घोडसगांव	६.८००	३६.०००	२५२
१७	गोगडीनाला	६.२८०	१८.२३०	२७८
१८	खोलसर	७.३००	२९.७८०	२६४
१९	ओढरे	८.९२०	१८१.५९०	८०३
२०	प्रिंप्री डांभुर्णी	११.४३०	७९.४००	३०४
२१	सुनसगांव	८.५८०	४५.०१०	२७७
२२	वाणेगांव राजुरी	५.१२०	६.३३०	२६०
२३	चिंचाटी-लोहारा	१७.८७०	१७.८७०	२५१
	एकूण लघु प्रकल्प-२३	३५९.५९०	१०६८.२४०	८५९४
	एकूण जळगाव जिल्हा-२७	६३८.५९०	१८६८.१७०	२४४६१

अ. क्र.	प्रकल्पाचे नांव	प्रकल्पाची अद्यावत प्रशासकीय मान्यता किंमत	प्रकल्पाची अद्यावत अंदाजित किंमत (कामासाठी)	प्रकल्पीय सिंचन क्षमता
१	२	३	४	५
	धुळे जिल्हा			
	मध्यम प्रकल्प			
१	सुलवाडे बॅरेज	२९०.८८२	२९०.८८२	७५६०
२	जामखेडी	५६.४४०	७४.६१०	२७५०
३	निम्न पांझरा (अक्कलपाडा)	५५६.२८६	५५६.२८६	७५८५
	एकूण मध्यम प्रकल्प-३	९०३.६०८	९२१.७७८	१७८९५
	लघु प्रकल्प			
१	बेहेड	६.०२०	१३.४००	३८७
२	काब्याखडक	८.७७०	१२.८२०	३४४
३	पवनकुटी	६.३९०	२८.५६०	२७१
	एकूण लघु प्रकल्प-३	२१.१८०	५४.७८०	१००२
	एकूण धुळे जिल्हा-६	९२४.७८८	९७६.५५८	१८८९७
	नंदुरबार जिल्हा			
	मध्यम प्रकल्प			
१	कोरडी	११७.०९०	१६९.१४०	३६५९
२	सांरगाखेडा बॅरेज	२७६.४९०	२७६.४९०	११५१९
३	शिवण	७४.३९०	११६.५६०	३३९५
	एकूण मध्यम प्रकल्प-३	४६७.९७०	५६२.१९०	१८५७३
	लघु प्रकल्प			
१	भुरीवेल	१७.६००	३८.४१०	७५६
२	बिलाडी	२५.२१३	१०९.०००	१४११
३	धनपूर	२१.२१०	२९.०५०	४८९
४	सुसरी	३३.७८९	३३.७८९	१६८३
५	देवलीपाडा	७.१३०	१४.५००	६५६
६	अमरावतीनाला	२३.२३०	५२.८००	१४५८
	एकूण लघु प्रकल्प-६	१२८.१७२	२७७.५४९	६४५३
	एकूण नंदुरबार जिल्हा-९	५९६.१४२	८३९.७३९	२५०२६

(रक्कम- रु.कोटी, सिंचन क्षमता- हेक्टर)

अ. क्र.	प्रकल्पाचे नांव	प्रकल्पाची अद्यावत प्रशासकीय मान्यता किंमत	प्रकल्पाची अद्यावत अंदाजित किंमत (कामासाठी)	प्रकल्पीय सिंचन क्षमता
१	२	३	४	५
	नाशिक जिल्हा			
	मध्यम प्रकल्प			
१	माणिकपुंज	१३०.८५१	१३०.८५१	२६८५
	एकूण मध्यम प्रकल्प-१			
	लघु प्रकल्प			
१	धनोली	१७.६२३	२१.६७०	१५९४
	एकूण नाशिक जिल्हा-२	१७.६२३	२१.६७०	१५९४

गोषवारा

	मध्यम प्रकल्प- ९	१७८१.४२९	२४१४.७४९	५५०२०
	लघु प्रकल्प- ३३	५२६.५६५	१४२२.२३९	१७६४३
	एकूण विभाग- ४४	२३०७.९९४	३८३६.९८८	७२६६३

तापी पाटबंधारे विकास महामंडळ, जळगांव लेखा विषयक धोरण व टिपण्या

तापी पाटबंधारे विकास महामंडळ अध्यादेश १९९७ (सन १९९७चा महाराष्ट्र अध्यादेश क्रमांक १८, दिनांक ४/१२/१९९७) अवये तापी पाटबंधारे विकास महामंडळ, जळगावची स्थापना करण्यात आली व दिनांक १/१/१९९८ रोजी तापी पाटबंधारे विकास महामंडळ जळगांवचे मुख्य कार्यालय जळगाव येथे कार्यान्वित झाले.

वरील अध्यादेश ऐवजी तापी पाटबंधारे विकास महामंडळ अधिनियम (सन १९९८ चा अधिनियम क्रमांक ४, दिनांक ६/१/१९९८) लागू करण्यात आले.

महामंडळाच्या नियामक मंडळाच्या दिनांक १०/३/१९९८ रोजी झालेल्या दुसऱ्या बैठकीत मंजूर झालेला ठराव क्र-२/२ नुसार महाराष्ट्र कृष्णा खोरे विकास महामंडळाप्रमाणेच तापी पाटबंधारे विकास महामंडळाचा लेखा ठेवण्यात आलेला असून त्याप्रमाणे लेखा पुस्तके व इतर पुस्तकांचे नमुने स्विकृत केलेले आहेत. तसेच या नमुन्यात कालांतराने आवश्यक होणारे बदल मुख्य लेखा व वित्त आधिकाऱ्यांचे सल्ल्याने कार्यकारी संचालक यांचे मान्यतेने केलेले आहेत.

तापी पाटबंधारे विकास महामंडळ अधिनियम ४, दिनांक ६/१/१९९८ मधील कलम ६८(२) नुसार राज्य शासनाच्या मान्यतेने महामंडळाकडून विनियम तयार करण्यात येईल तोपर्यंत, महामंडळ आपली कामे पार पाडण्याकरीता पाटबंधारे विभागाकडून अनुसरण्यात येणारे नियम व कार्यपद्धतींचे योग्य त्या फेरफारासह अनुसरण करील.

महामंडळात द्विनोंदी लेखा पद्धती सुरु आहे. तथापि अन्य सर्व बाबी उदा. निविदा बोलावून स्विकृत करणे, आधिकाऱ्यांना प्रदान केलेल्या शक्ती, मोजमाप पुस्तके, मोजमापे व नोंदणी इ. महाराष्ट्र सार्वजनिक बांधकाम नियम पुस्तिका व सांहिता यानुसार वेळोवेळी सुधारित निर्णय व परिपत्रकांना अधीन राहून केली जातात.

महामंडळाने आर्थिक व्यवहारासाठी बँक ऑफ महाराष्ट्र, जळगाव येथे दोन मुख्य खाती उघडलेली आहेत [(१)ऑपरेटिव्ह खाते (२) नॉन-ऑपरेटिव्ह (कलेक्शन) खाते. तसेच पाणीपट्टी जमा व खर्चासाठी स्वतंत्र ५ खाती उघडण्यात आलेली आहे. १) सिंचन पाणीपट्टी खाते, २) बिगर सिंचन पाणीपट्टी खाते, ३) पुर्नस्थापना निधी खाते, ४) स्थानिक कर खाते व ५) पाणीपट्टी खर्च खाते]

तसेच आता स्वीय प्रपंजी लेख्यात कोषागार, जळगाव येथे शासनाचे भांडवली खर्चावरील अंशदानाचा निधी जमा केला जातो. या निधीमधून प्रशासन, संचालन, बांधकाम व हत्यारे, संयंत्रावर खर्च केला जातो. नॉन-ऑपरेटिव्ह खात्यात महामंडळाची महसूल प्राप्ती, कंत्राटदाराची अनामत ठेवी तसेच अल्पमुदत ठेवीवर गुंतवणूकीद्वारे मिळालेले व्याज जमा केले जाते. कर्जरोखे धारकांना मुदल व व्याज प्रदानासाठी शासनाकडून भाग भांडवली अंशदान प्राप्त होते. अक्सिस बँक लि, जळगाव या बँकेमार्फत कर्जरोखे धारकांना मुदल व व्याज प्रदान करण्यात येते. शासनाकडून व्याज प्रदानासाठी प्राप्त अंशदान जमा करून गुंतवणूकदारांना व्याज प्रदान करण्यात येते.

महामंडळातर्गत कार्यरत मंडळ व विभाग यांचे त्यांचे मुख्यालयास बँक ऑफ महाराष्ट्र, जळगाव या बँकेत प्रत्येकी दोन खाती उघडलेले आहेत (१) ऑपरेटिव्ह खाते (२) नॉन-ऑपरेटिव्ह खाते.

मंडळ व मंडळातर्गत विभागांना खर्चासाठी लागणारा एकत्रित निधी महामंडळाच्या ऑपरेटिव्ह खात्यामधून मंडळाचे ऑपरेटिव्ह खात्यात वर्ग केला जातो. मंडळाचे ऑपरेटिव्ह खात्यामधून त्यांचे अंतर्गत विभागांच्या ऑपरेटिव्ह खात्यात निधी वर्ग केला जातो. मंडळ/विभाग यांना ऑपरेटिव्ह खात्यामधून निधी खर्च करण्याचे अधिकार आहेत.

मंडळ/विभाग आपापल्या नॉन-ऑपरेटिव्ह खात्यात महसूल प्राप्ती, कंत्राटदाराचे अनामत ठेवी, जमा करतात. ही रक्कम जमा झाल्यावर ती महामंडळाचे नॉन-ऑपरेटिव्ह खात्यात वर्ग करण्यात येते, तशा बँकेस सुचना आहेत. नॉन-ऑपरेटिव्ह खात्यातून रक्कम खर्च करण्याचे अधिकार मंडळ/विभागांना नाहीत.

(for office use only)



**TAPI IRRIGATION DEVELOPMENT CORPORATION,
JALGAON**
(Undertaking of Govt. of Maharashtra)

26th ANNUAL FINANCIAL REPORT 2023-24

TAPI IRRIGATION DEVELOPMENT CORPORATION, JALGAON

TAPI IRRIGATION DEVELOPMENT CORPORATION, JALGAON

26th Annual Financial Report

(1st April 2023 to 31st March 2024)

The Govt. of Maharashtra has established a corporate body. Tapi Irrigation Development Corporation, vide Ordinance No. XVIII of 1997, 4th December 1997. The Corporation has started functioning from 1/1/1998 with Headquarters at Jalgaon. The Ordinance establishing Tapi Irrigation Development Corporation approved by the house of the legislature has been concurred by Hon. Governor of Maharashtra on 6th January 1998. The Corporation established under the sub-section (1) of Act 3 of this ordinance, shall be a corporate body, having perpetual succession and a common seal, with power to contract, acquire, hold & dispose property, both movable & immovable and to do all things necessary for the purpose of this ordinance and may use and be used by its corporate name.

Constitution of Corporation-

The Corporation shall consist of the following members, namely;

1)	The Minister for Irrigation	-	Ex-officio Chairman
2)	Two non-official member from Khandesh to be appointed by the State Govt.	-	Vice-Chairman.
3)	The Chief Secretary to Government.	-	Ex-officio Vice-Chairman
4)	Secretary to Govt. Irrigation Department	-	Ex-officio Managing Director
5)	Secretary to Govt., Irrigation Department (Command Area Development)	-	Ex-officio Member
6)	Secretary to Govt., Finance Department	-	Ex-officio Member
7)	Secretary to Govt., Planning Department	-	Ex-officio Member
8)	Secretary to Govt., Revenue & Forest Department (Forest)	-	Ex-officio Member
9)	Secretary to Govt., Revenue & forests Department (Relief & Rehabilitation	-	Ex-officio Member
10)	Secretary to Govt. Agriculture Department	-	Ex-officio Member

11) Two members to be nominated by the State Govt. from amongst the members of the Maharashtra State Legislative Assembly elected from the Assembly Constituencies in Dhule, Nandurbar, Jalgaon & Nasik Districts.

12) One member to be nominated by the State Govt. from amongst the member of the Maharashtra State Legislative Council from Dhule, Jalgaon & Nasik Districts.

The Executive Director of the Corporation is the Member Secretary of the Corporation. For the regular working of the Corporation, the Executive Committee is established under the Chairmanship of the Managing Director and Executive Director, Chief Engineer (North Maharashtra Region), Chief Engineer (Tapi Irrigation Development Corporation) and Chief Accounts & Finance Officer are the members and Executive Engineer of the Corporation is the Member Secretary of the body.

The name and designation of the board of directors for the period from 1st April 2023 to March 2024 is as under;

Sr No	Name of Members	Designation	Period
1	Shri. Devendra Fadnvis	Minister (WRD) & Chairman	01/04/2023 to 31/03/2024
2	Vacant Post	State Minister (WRD) & Vice Chairman	01/04/2023 to 31/03/2024
3	Shri. Manukumar Shrivastav	Chief Secretary & Vice Chairman	01/04/23 to 30/04/2023
	Shri. Manoj Saunik	Chief Secretary & Vice Chairman	30/04/2023 to 01/01/2024
	Shri. Dr.Nitin Kirit	Chief Secretary & Vice Chairman	01/01/2024 to 31/03/2024
4	Shri. Omprakash Gupta	Principal Secretary (Finance) & Member	01/04/2023 to 31/03/2024
5	Shri.Rajesh Kumar	Principal Secretary Rev. & Forest (Relief and Rehabilitation) & Member	01/04/2023 to 31/03/2024
6	Shri.Venugopal Reddy	Principal Secretary Rev. & Forest (Forest & Social Forestry) & Member	01/04/2023 to 31/03/2024
7	Shri. Deepak kapoor	Principal Secretary (WRD) & Managing Director	01/04/2023 to 31/03/2024
8	Shri. Sanjay Belsare	Principal Secretary (CAD) & Managing Director	01/04/2023 to 31/03/2024
9	Shri. P.G.Mandade	Executive Director & Member Secretary	01/04/2023 to 29/11/2023
	Shri.J.D.Borkar	Executive Director & Member Secretary	30/11/2023 to 31/03/2024

3.0 Establishment-

The Head-quarter of Corporation is at Jalgaon. There are 3 Circles, out of which the Headquarters of 2 Circles are at Jalgaon and 1 at Dhule. Under these Circles, there are 16 Divisional offices & 81 Sub-Divisions in Jalgaon, Dhule, Nandurbar & Nashik districts. Corporation is having 2990 staff members of different categories including officers. The details are as follows-

Class	Regular		C.R.T.		Daily Wages	W.C.	Total
	Pemtt.	Temp.	Pemtt.	Temp			
I	0	125	0	0	0	0	125
II	0	409	0	0	0	0	409
III	0	1839	0	01	0	0	1840
IV	0	582	0	34	0	0	616
Total	0	2955	0	35	0	0	2990

4.0 Assets & Liabilities-

According to the provisions under the Ordinance No- XVIII/97 of the 4th December 1997, Assets & Liabilities owned by Govt. of Maharashtra were transferred to the Corporation vide Govt. Ltr. No.TIDC 1097/ (165/97) WRI, Dt.11/12/1997 having the capital cost of the assets was Rs.2046.73 Crores. The capital cost of assets as on 31/3/2024 is Rs.18965.34 Crores.

5.0 Geography-

Tapi, a west flowing river, originates from the Multai hills of Baitul in Madhya Pradesh. After traversing a length of 724 Kms., it meets the Arabian Sea. Out of these 724 Kms., length upto Ukai Dam in Gujrat is about 510 Kms. Geographically the total length of the river is divided in 3 parts. First 340 Kms. length covers areas of dense forest of Baitul, Amrawati and Khandwa. Second part of 228 Kms. covers 140 Kms. in Jalgaon district and 88 Kms. in Dhule district. Remaining length covers area from Gujrat state. Area of the Tapi basin is divided into 3 States viz.Madhya Pradesh, Maharashtra & Gujrat. It covers 16.7% area of Maharashtra. Tapi Basin covers Amrawati, Akola and Buldhana districts of Amrawati Region, Jalgaon, Dhule, Nandurbar, Nasik districts of North Maharashtra Region and Aurangabad of Aurangabad Region and has an area of 51254 Sq.km. Out of this, about 20134 Sq.km. area is drought prone and 9989 Sq.km. is tribal area.

Out of 51254 Sq.km. area of Tapi basin, 11890 Sq.km. is forest area, 36080 Sq.km. area is culturable and 3284 Sq.km. is non culturable area.

6.0 Water Utilization & Irrigation Potential-

As per the report of a Technical committee in 1958, headed by Shri.M.S.Tirumal Iyengar the statewise distribution of 75% dependable available yield of 400 T.M.C. water at Ukai Dam is as below;

State	Water Distribution (TMC)
Madhya Pradesh	70.00
Maharashtra	191.40
Gujrat	138.60
Total	400.00

According to above water distribution Master Plan of 245 TMC water utilisation has been prepared in 1982. The region wise distribution has been planned as below;

Region	Proposed water distribution (TMC)
Vidarbha	63.94
Marathwada	2.82
North Maharashtra	178.24
Total	245.00

In the 21st meeting of Maharashtra-Madhya Pradesh Interstate Control Board for joint Irrigation & Hydro Electric Projects held in 12th January 1986, 191.40 TMC water has been allotted to Maharashtra.

A study conducted by National Water Development Authority (NWDA) New Delhi for Par-Tapi Narmada link project in June 1995 has a mention in the report that 512.00 TMC water is available upto Ukai dam site. It means that 112.00 TMC additional water than allocated by Iyengar Committee reports, is available in Tapi Basin. Out of this 105.20 TMC water share of Maharashtra has been considered in Master Plan of August 1997.

Water available for Maharashtra.

	(TMC)
As per Iyengar Committee Report (out of 400 TMC)	191.40
Additional water stated in above paragraph	105.20
Total	296.00
+ 10% by Regeneration Flow	29.66
Total	326.26

A report of “Water Availability & Utilisation in Tapi Basin – August 1997” has been submitted to Govt. of Maharashtra in August 1997. The regionwise distribution of 326.26 TMC water has been shown as below;

Region	Proposed Water Distribution (TMC)
Vidarbha	90.31
Marathwada	2.82
North Maharashtra	233.13
Total	326.26

Above 326.26 TMC water availability is mentioned in T.I.D.C. ordinance. Accordingly in Maharashtra Act No. IV, Dt.6th January 1998 Chapter IV clause No.18(b) states the mandate, “to plan, investigate, design, construct & manage the irrigation projects and command area development upto a water use of 326.26 TMC at 75% dependability.”

However C.W.C. New Delhi has informed to submit the projects upto the water use of 191.40 TMC only. According to Iyenger Committee Report & Inter State Control Board meeting held in January 1986,

Govt. of Maharashtra have submitted the Master Plan to C.W.C. New Delhi vide Letter No.TAC 2004/84 (20/04) WRI, Dtd.19th January 2005. According to this Master Plan the regionwise water utilisation proposed is as below;

Region	Planned utilisation (TMC)	Net consumptive use (TMC)
Vidarbha	69.41	57.66
Marathwada	2.39	2.06
North Maharashtra	197.58	163.78
Total	269.38	223.50

The above Master plan of is not accepted by C.W.C. and directed to prepare the Master Plan to the limit of 191.40 TMC water use. Govt. of Maharashtra have now submitted the revised Master Plan of 191.40 TMC to C.W.C. New Delhi vide letter No.TMP-2006/(294/06)/WRI, Dtd.12th January 2007. According to this Master Plan the regionwise water utilisation proposed is as below;

Region	Category of Project			Total
	Major	Medium	Minor	
Vidarbha	35.796	27.596	11.071	74.463
North Maharashtra	56.133	45.220	11.639	112.992
Marathwada	0.000	0.566	3.379	3.945
Total	91.929	73.382	26.089	191.400

For sake of new project planning in Tapi Basin, GoM submitted revised Tapi Master Plan of 191.40 TMC in 12th November-2010 to C.W.C., New Delhi for approval. As per this Master plan regionwise water utilization of Irrigation projects is as below.

Region	Category of Project			Total
	Major	Medium	Minor	
Vidarbha	31.704	26.663	8.272	66.639
NMR	56.650	47.406	17.916	121.972
Marathwada	0.000	0.566	2.223	2.789
Total	88.354	74.635	28.411	191.400

GoM has submitted Tapi Master Plan of 191.400 TMC to CWC in **March-2012**. According to this Master Plan the regionwise water utilization proposed is as below.

Region	Category of Project			Total
	Major	Medium	Minor	
Vidarbha	31.704	26.663	8.636	67.003
NMR	63.060	39.037	19.510	121.608
Marathwada	0.000	0.478	2.311	2.789
Total	94.764	66.178	30.457	191.400

Also, 10.89 TMC water is being supplied to Tapi Valley from Narmada Valley and 10.64 TMC water is being supplied through West Vahini River.

7.0 Projects under Corporation-

District wise information about the Major, Medium, Minor & L.I. Projects under this Corporation is as per Annexure No.1

8.0 Irrigation Potential Creation-

By June-2024, 5,06,749 Ha. Irrigation potential has been created on all completed projects before formation & after formation of Corporation and ongoing projects, after formation of Corporation.

9.0 Financial Planning-

9.1 To complete all the projects from Jalgaon, Dhule, Nandurbar and Nasik in Tapi basin over a span of 10 years a scheduled programme of Rs.4676 Crores has been prepared. As per the Ordinance No.18, clause-31(1) State Govt. is expected to provide an aggregate sum of not less than Rs.1400 Crores (30%) to the Corporation fund as it's share of Capital, required by the Corporation for the performance it's functioning. Balance expenditure of Rs.3276 (70%) Crores is proposed to be made available by way of borrowing from the open market in order to complete all the projects within 10 years period.

9.2 The expenditure incurred upto March-2024 on Major, Medium, Minor and L.I. Schemes under the Corporation is Rs.16282.4002 Crores. Capital Expenditure of Rs.1687.3865 Crores has been incurred during the financial year 2023-24. The Govt. contribution received during year was Rs.1636.5619 Crores. Grants received for payment of salaries of Rs.83.1998 Crores. From Vidarbha Irrigation Development Corporation, Nagpur contribution received during the year was Rs.51.00 Crores.

9.3 Corporation required total 6 bond series Interest payment and refund of Principal amount were fully and financially paid to bondholders.

10.0 Details of fund raising and expenditure during period 1/1/98 to 31/3/2024
Funds raised through open market and funds received from Govt. are as per Annexure-A & B respectively given below;

10.1 Fund raised through share capital-

Annexure - A

Sr. No.	Bond Series No.	Rate of Interest	Duration	Cost of Share in Rs. Lakhs	Amt. of Share capital to be raised in Rs. Crores	Actual share capital received in Rs. Crores	Remarks
1	I	13.25%	May/June 1998	1.00	57.50	87.82	Principal amt. & Interest refund on 18/6/2003
2	II	14.50%	Feb/March 1999	1.00	150.00	153.19	Principal amt. & Interest refund on 29/3/2004
3	III	13.50%	Sept/Nov. 1999	1.00	170.00	197.72	Principal amt. & Interest refund on 15/6/2006
4	IV	13.00%	June/August 2000	1.00	300.00	132.44	Principal amt. refunded on 16/9/05
		13.25%		1.00		132.28	Principal amt. refunded on 16/9/07
		13.50%		1.00		44.71	Principal amt. refunded on 16/9/10
	Total					309.43	
5	V	12.00%	March/Sept. 2001	1.00	250.00	97.49	Part amt. of Rs.97.49 Cr. refund on 15/10/2006 Part amount of option "B" Rs.28.13 Cr. refunded on dated 15/10/2008 Principal amount Rs.153.45 refunded on 15/10/11
		12.25%		1.00		28.13	
		12.50%		1.00		153.45	
	Total					279.07	
6	VI	11.00%	Dec.2001/ Oct. 2002	1.00	273.49	231.38	Principal amt. refunded on 15/11/07
		11.25		1.00		11.86	Principal amt. refunded on 15/11/09
		11.50%		1.00		29.37	Principal amount Rs.29.37 Crores was paid on 15/11/12
		11.50%		1.00		272.61	
			Total			1299.84	

No bond series for raising funds came in market during the year 2023-24.

Bond series I to VI total Rs.1299.84 Crores received from Market & this amount fully refunded to Investors in March-2013.

10.2 Funds received by Corporation from (Works & Estt.)-

Sr No	Period	Works	Estt.	Repayment of Principal Amount Rs. in Lakhs	Funds for Interest Payment Rs. in Lakhs	Total Rs. in Lakhs
1	1/1/98 to 31/3/98	3051.3900	0.0000	0.0000	0.0000	3051.3900
2	1/1/98 to 31/3/99	1980.4800	0.0000	0.0000	1000.0000	2980.4800
3	1/1/99 to 31/3/00	4621.6060	0.0000	0.0000	3304.8080	7926.4100
4	1/4/00 to 31/3/01	0.0000	0.0000	0.0000	3387.3939	3387.3900
5	1/4/01 to 31/3/02	525.4949	0.0000	0.0000	7105.0606	7630.5600
6	1/4/02 to 31/3/03	978.0000	2250.0000	0.0000	12117.0000	15345.0000
7	1/4/03 to 31/3/04	7164.0962	4604.2000	24101.0000	15138.2800	51007.5800
8	1/4/04 to 31/3/05	26693.5000	4847.2400	0.0000	12647.7600	44188.5000
9	1/4/05 to 31/3/06	52369.3900	2310.5100	23130.0000	13196.1900	91006.0900
10	1/4/06 to 31/3/07	16794.8300	2468.6300	19635.0000	10139.8600	49038.3200
11	1/4/07 to 31/3/08	29884.0500	2531.0800	36366.0000	7635.3700	76416.5000
12	1/4/08 to 31/3/09	38609.4700	2994.1500	2813.0000	3337.4800	47754.1000
13	1/4/09 to 31/3/10	42855.7900	3701.0000	1186.0000	2992.8800	50735.6700
14	1/4/10 to 31/3/11	48078.3100	3730.1400	4471.0000	2859.4800	59138.9300
15	1/4/11 to 31/3/12	43655.2800	4384.1600	15345.00	2255.8800	65640.3200
16	1/4/12 to 31/3/13	38293.3800	4715.1300	2937.0000	337.7500	46283.2600
17	1/4/13 to 31/3/14	45933.7200	5920.8600	0.0000	0.0000	51854.5800
18	1/4/14 to 31/3/15	43507.8700	6013.4000	0.0000	0.0000	49521.2700
19	1/4/15 to 31/3/16	55782.9200	6273.8600	0.0000	0.0000	62056.7800
20	1/4/16 to 31/3/17	84944.2000	5912.8000	0.0000	0.0000	90857.0000
21	1/4/17 to 31/3/18	60869.9600	5916.7900	0.0000	0.0000	66786.7500
22	1/4/18 to 31/3/19	107095.8700	5999.2700	0.0000	0.0000	113095.1400
23	1/4/19 to 31/3/20	109851.6100	761.7300	0.0000	0.0000	110613.3400
24	1/4/20 to 31/3/21	80880.3300	7281.6900	0	0	88162.0200
25	1/4/21to 31/3/22	154110.67	8437.60	0	0	162548.27
26	1/4/22to 31/3/23	181987.86	8379.11	0	0	190366.97
27	1/4/23to 31/3/24	168756.19	8319.98	0	0	177076.17
	Total	1449276.2671	107753.33	129984.00	97455.1925	1784468.79

10.3 Divisions working under Tapi Irrigation Development Corporation deposits the amount of contractor's security deposits & other revenue collections in the Non-operative account of TIDC. And the same amount is invested in short term deposits & TIDC gets the interest from the short term investment. From 1st April-2023 to 31st March-2024 Corporation got the Rs.13.4488 crores in account of interest on short term investment.

11.00 Income from Water Charges & other Revenue Charge-

As per TIDC Act clause No. 18 & 19 the works of Irrigation Management, Repairs & Maintenance of completed irrigation projects have been transferred to Concern Corporation vide Water Resources Dept. G.R.No. R&M-2015/(836/2015)/IM(W), dt.17/11/2016.

During F.Y. 2023-24 period 1/4/2023 to 31/3/2024 water charges for irrigation Rs.151.61 lakhs, Non-Irrigation water charges Rs.2756.04 lakhs, State Irrigation Fund Rs.8538.14 Lakhs, total Rs.11445.80 lakhs have been collected as total water charges out of which Rs.7244.07 lakhs have been expended on irrigation management, repairs & maintenance of projects. In the year 2023-24, Rs. 2291.39 lakh has been deposited as refund of establishment expenses on water tax to the government.

12.0 Tourism -

Efforts to create revenue by leasing Land owned by Corporation to Private Bodies, for orchards and similarly to initiate the development of tourism at the Lake sites are being done.

13.0 Programme of completion of Projects-

The time bound programme of completed & ongoing projects under the Corporation is as below;

Financial Year	Number projects proposed to completed					
	Major	Medium	Minor	L.I. Scheme	Extn. works	Total
2014-2015	0	5	35	0	4	44
2015-2016	0	5	9	2	4	20
2016-2017	2	5	0	2	2	11
2017-2018	2	3	0	3	2	10
2018-2019	0	1	3	0	0	4
2019-2020	1	3	0	0	0	4
2020-2021	0	0	0	0	0	0
2021-2022	0	0	0	0	0	0
2022-2023	0	0	0	0	0	0
2023-24	0	1	1	0	0	2
Total	5	23	48	7	12	95

14.0 Decisions taken for speedy & qualitative completion of the projects-

14.1 e-Tender

Presently E-Tenders are called from the Contractors registered with Govt. P.W. Department in respective class, as per present Govt. practice.

14.2 Provision is made for recording measurements of work through the Engineer working with the Contractor. If any mistake is found during scrutiny, provision for penalty to the contractor is made in the tender document. With this provision proper supervision & quality of works can be attained by the Corporation.

14.3 Extension of contracts (As per Terms & Conditions of Tender) -

As per tender condition. Extension in cases where proper justification exists will be given only once during the stipulated contract period. However this condition is relaxed on merits considering paucity of funds and land acquisition rehabilitation Problems.


14.4 In order to achieve the completion of project works Corporation speedily, with high quality and to limit the establishment & overhead expenditures, additional contractor's demands & also compensation from Contractors, Corporation has made certain provisions. These are incorporated in tender document prepared by the Corporation.


- 1)** For tender costing Rs. One Crore & above the material for every item in Schedule-B is to be arranged by the Contractors.
- 2)** The Schedule-A material will not be provided to the Contractor for the tenders costing more than Rs. One Crore & hence Schedule-A is deleted from the tender document.
- 3)** Field officers are not allowed to execute the works above 105% of the accepted tender cost, without the permission from the competent authority.
- 4)** To keep the expenditure within Approved A.A. Cost, Revised Administrative Approval should be taken by the field officers where the cost of work is likely to be exceeded of Administrative Approval cost.
- 5)** Month wise programmed to completion should be given by the Contractor as per the tender condition of the accepted tender. Field officers are instructed to observe the progress of work scrupulously.

- 6) As per the guidelines laid down in Public Works Manual (minimum required Drawing) are incorporated in the tender document. Map showing the locating of quarry & its distance is not included in the tender document, in order to prevent the contractor from claiming additional lead.
- 7) No provision is made in tender document, for any advance payment to the Contractor.
- 8) Provision of appointing Arbitrator for any disputed items as per the Clause No.54 under special condition is deleted.
- 9) To maintain the quality of the executed works at highest level, the inspection of works by Quality Control Division is Carried out. It is made compulsory for testing of materials used for Construction and executed work as per the prevailing Government Circulars / Resolutions.

15 Accounts-

Accounts of the Corporation are being maintained in Double Entry account for the period from April-2023 to March-2024 have been audited by Auditor.


(N.D. Mahajan)
Chief Account and Finance Officer
Tapi Irrigation Development Corporation
Jalgaon.


(J.D. Borkar)
Executive Director
Tapi Irrigation Development Corporation
Jalgaon.

TAPI IRRIGATION DEVELOPMENT CORPORATION, JALGAON

Annexure 1 (ABSTRACT)

26th ANNUAL FINANCIAL REPORT 2023-24

Details of Major, Medium, Minor & L.I.Schemes Projects under Tapi Valley under TIDC

(Rs.in Crores, IP- Ha.)

Sr. No.	Name of Project	No of Projects	Funds/Expenditre/Budget						Projected Irrigation Potential
			Updated AA Cost of Projects			Updated cost of Projects			
			Works	ETP	Total	Works	ETP	Total	
1	2	3	4	5	6	7	8	9	10
1	Jalgaon District								
	Major Projects	8	10502.720	997.470	11500.190	16274.820	1375.190	17650.010	299896
	Medium Projects	4	1932.410	197.000	2129.410	3195.457	311.993	3507.450	40279
	Minor Projects	3	116.888	7.925	124.813	568.810	15.940	584.750	2986
	Total Jalgaon District	15	12552.018	1202.395	13754.413	20039.087	1703.123	21742.210	343161
2	Dhule District								
	Major Projects	1	2183.250	224.420	2407.670	2183.250	224.420	2407.670	52720
	Medium Projects	1	223.600	34.732	258.332	377.750	8.810	386.560	7176
	Minor Projects	0	—	—	—	—	—	—	—
	Total Dhule District	2	2406.850	259.152	2666.002	2561.000	233.230	2794.230	59896
3	Nandurbar District								
	Major Projects	0	—	—	—	—	—	—	—
	Medium Projects	4	481.895	84.925	566.820	1130.050	119.400	1249.450	20559
	Minor Projects	6	107.080	9.130	116.210	190.720	13.110	203.830	3462
	Total Nandurbar District	10	588.975	94.055	683.030	1320.770	132.510	1453.280	24021
4	Nashik District								
	Major Projects	1	528.870	78.830	607.700	528.870	78.828	607.698	12662
	Medium Projects	0	—	—	—	—	—	—	—
	Minor Projects	1	27.490	3.260	30.750	27.490	3.260	30.750	555
	Total Nashik District	2	556.360	82.090	638.450	556.360	82.088	638.448	13217
	Grand Total								
	Major Projects	10	13214.840	1300.720	14515.560	18986.940	1678.438	20665.378	365278
	Medium Projects	9	2637.905	316.657	2954.562	4703.257	440.203	5143.460	68014
	Minor Projects	10	251.458	20.315	271.773	787.020	32.310	819.330	7003
	Residual Works								
	Medium Projects- 11		—	—	1781.429	—	—	2414.749	55020
	Minor Projects- 33		—	—	526.565	—	—	1422.239	17643
	Total	29	16104.203	1637.692	20049.889	24477.217	2150.951	30465.156	512958

TAPI IRRIGATION DEVELOPMENT CORPORATION, JALGAON

Annexure 1

26th ANNUAL FINANCIAL REPORT 2023-24

Details of Major, Medium, Minor & L.I.Schemes Projects under Tapi Valley under TIDC

(Rs.in Crores, IP- Ha.)

Sr. No.	Name of Project	Funds/Expenditre/Budget						Projected Irrigation Potential
		Updated AA Cost of Projects			Updated cost of Projects			
		Works	ETP	Total	Works	ETP	Total	
1	2	3	4	5	6	7	8	36
	Jalgaon District							
	Major Projects							
1	Lower Tapi Project	1004.030	123.710	1127.740	4792.230	349.460	5141.690	54936
2	Upper Tapi Stage-I (Hatnur)	501.410	34.600	536.010	501.410	34.600	536.010	53352
3	Upper Tapi (Hatnur) Project-II	126.270	14.000	140.270	126.270	14.000	140.270	39032
4	Waghur	2076.990	211.320	2288.310	2076.990	211.320	2288.310	55971
5	Bhagpur	466.270	90.750	557.020	2064.900	197.430	2262.330	22777
6	Bodwad Parisar LIS (37.01%)	3463.820	299.380	3763.200	3463.820	299.380	3763.200	33668
7	Kurha Vadhoda LIS	2093.400	133.130	2226.530	2093.400	133.130	2226.530	12497
8	Varangaon Talvel LIS	770.530	90.580	861.110	1155.800	135.870	1291.670	27663
	Total Major Projects-8	10502.720	997.470	11500.190	16274.820	1375.190	17650.010	299896
	Medium Projects							
1	Anjani project with Increase in Height	241.090	21.770	262.860	241.090	21.770	262.860	7902
2	Shelgaon Barrage	881.420	87.550	968.970	1540.062	171.118	1711.180	11318
3	Varkhed Londhe	465.860	60.780	526.640	829.845	92.205	922.050	7919
4	Padmalaya-2 LIS	344.040	26.900	370.940	584.460	26.900	611.360	13140
	Total Medium Projects-4	1932.410	197.000	2129.410	3195.457	311.993	3507.450	40279
	Minor Projects							
1	Handyakundya	3.159	0.351	3.510	27.770	2.700	30.470	264
2	Kang	88.310	4.750	93.060	300.440	8.240	308.680	1048
3	Mundkheda	25.419	2.824	28.243	240.600	5.000	245.600	1674
	Total Minor Projects-3	116.888	7.925	124.813	568.810	15.940	584.750	2986
	Total Jalgaon District-15	12552.018	1202.395	13754.413	20039.087	1703.123	21742.210	343161
	Dhule District							
	Major Projects							
1	Sulwade-Jamphal-Kanoli LIS	2183.250	224.420	2407.670	2183.250	224.420	2407.670	52720
	Medium Projects							
1	Wadi-Shewadi	223.600	34.732	258.332	377.750	8.810	386.560	7176
	Total Medium Projects-1	223.600	34.732	258.332	377.750	8.810	386.560	7176
	Minor Projects							
	Nil							
	Total Dhule District-2	2406.850	259.152	2666.002	2561.000	233.230	2794.230	59896
	Nandurbar District							
	Major Projects							

(Rs.in Crores, IP- Ha.)

Sr. No.	Name of Project	Funds/Expenditre/Budget						Projected Irrigation Potential
		Updated AA Cost of Projects			Updated cost of Projects			
		Works	ETP	Total	Works	ETP	Total	
1	2	3	4	5	6	7	8	36
	Nil							
	Medium Projects							
1	Dara	94.310	23.300	117.610	156.390	31.140	187.530	3449
2	Dehali	207.355	39.135	246.490	306.870	36.650	343.520	3481
3	Nagan	74.350	18.270	92.620	141.670	5.880	147.550	3356
4	Prakasha Burai LIS	105.880	4.220	110.100	525.120	45.730	570.850	10273
	Total Medium Projects-4	481.895	84.925	566.820	1130.050	119.400	1249.450	20559
	Minor Projects							
1	Bardipada	8.270	1.810	10.080	48.200	3.730	51.930	604
2	Harimahu	9.400	0.660	10.060	18.330	1.290	19.620	459
3	Ichhagavan	22.300	1.780	24.080	22.300	1.780	24.080	594
4	Panbara	19.370	1.160	20.530	54.150	2.590	56.740	761
5	Pimprane	10.930	0.800	11.730	10.930	0.800	11.730	529
6	Rampur	36.810	2.920	39.730	36.810	2.920	39.730	515
	Total Minor Projects-6	107.080	9.130	116.210	190.720	13.110	203.830	3462
	Total Nandurbar District-10	588.975	94.055	683.030	1320.770	132.510	1453.280	24021
	Nashik District							
	Major Projects							
1	Punad	528.870	78.830	607.700	528.870	78.828	607.698	12662
	Medium Projects							
	Nil	—	—	—	—	—	—	—
	Minor Projects							
1	Bhegu	27.490	3.260	30.750	27.490	3.260	30.750	555
	Total Nashik District-2	556.360	82.090	638.450	556.360	82.088	638.448	13217

ABSTRACT

	Major Projects- 10	13214.840	1300.720	14515.560	18986.940	1678.438	20665.378	365278
	Medium Projects- 9	2637.905	316.657	2954.562	4703.257	440.203	5143.460	68014
	Minor Projects- 10	251.458	20.315	271.773	787.020	32.310	819.330	7003
	Residual Works-							
	Medium Projects- 11	—	—	1781.429			2414.749	55020
	Minor Projects- 33	—	—	526.565			1422.239	17643
	Grand Total	16104.203	1637.692	20049.889	24477.217	2150.951	30465.156	512958

Residual works

(Rs.in crore, IP- Ha.)

Sr. No.	Name of Projects	Updated RAA Cost	Total updated estimated cost (Works)	Irrigation Potential
1	2	3	4	5
	Jalgaon District			
	Medium Projects			
1	Gul	96.610	198.060	3025
2	Kamanitanda	78.490	374.930	6032
3	Mor	48.930	81.360	2156
4	Bahula	54.970	145.580	4654
	Total Medium Projects-4	279.000	799.930	15867
	Minor Projects			
1	Bhalgaon	4.870	45.000	254
2	Devhari	8.310	32.400	327
3	Galan-2	9.460	16.180	365
4	Haripura	83.240	83.240	564
5	Hatgaon-2	24.610	42.400	638
6	Jamdi	6.120	21.400	258
7	Jondhalkheda	30.840	30.840	320
8	Nashirabad	23.980	86.950	585
9	Nibadevi	14.920	14.920	306
10	Sur	33.280	134.000	830
11	Vitner-2	4.840	15.000	251
12	Wadri	10.230	10.230	268
13	Atalgavan	21.080	26.050	340
14	Bangaon	5.970	27.000	332
15	Chitegaon	5.540	68.420	267
16	Ghodasgaon	6.800	36.000	252
17	Gogdinala	6.280	18.230	278
18	kholsar	7.300	29.780	264
19	odhare	8.920	181.590	803
20	Primpri Dambhurni	11.430	79.400	304
21	Sunsgaon	8.580	45.010	277
22	Wanegaon Rajuri	5.120	6.330	260
23	Chinchati-Lohara	17.870	17.870	251

(Rs.in crore, IP- Ha.)

Sr. No.	Name of Projects	Updated RAA Cost	Total updated estimated cost (Works)	Irrigation Potential
1	2	3	4	5
	Total Minor Projects- 23	359.590	1068.240	8594
	Total Jalgaon District- 27	638.590	1868.170	24461
	Dhule District			
	Medium Projects			
1	Sulwade Barrage	290.882	290.882	7560
2	Jamkhedi	56.440	74.610	2750
3	Nimnpanzara (Akalpada)	556.286	556.286	7585
	Total Medium Projects-3	903.608	921.778	17895
	Minor Projects			
1	Behed	6.020	13.400	387
2	Kabryakhadak	8.770	12.820	344
3	Pavankuti	6.390	28.560	271
	Total Minor Projects-3	21.180	54.780	1002
	Total Dhule District-6	924.788	976.558	18897
	Nandurbar District			
	Medium Projects			
1	Koradi	117.090	169.140	3659
2	Sarangkheda Barrage	276.490	276.490	11519
3	Shivan	74.390	116.560	3395
	Total Medium Projects-3	467.970	562.190	18573
	Minor Projects			
1	Bhuriwel	17.600	38.410	756
2	Biladi	25.213	109.000	1411
3	Dhanpur	21.210	29.050	489
4	Susari	33.789	33.789	1683
5	Devlipada	7.130	14.500	656
6	Amaravatinala	23.230	52.800	1458
	Total Minor Projects-6	128.172	277.549	6453
	Total Nandurbar District-9	596.142	839.739	25026

(Rs.in crore, IP- Ha.)

Sr. No.	Name of Projects	Updated RAA Cost	Total updated estimated cost (Works)	Irrigation Potential
1	2	3	4	5
	Nashik District			
	Medium Projects			
1	Manikpunj	130.851	130.851	2685
	Minor Projects			
1	Dhanoli	17.623	21.670	1594
	Total Nashik District-1	17.623	21.670	1594

गोषवारा

	Medium Projects- 11	1781.429	2414.749	55020
	Minor Projects- 33	526.565	1422.239	17643
	Grand Total- 44	2307.994	3836.988	72663

TIDC Conso FY23-24

Trial Balance

1-Apr-2023 to 31-Mar-2024

Page 1

Particulars	Opening Balance	Transactions		Closing Balance
		Debit	Credit	
Capital Account	1,72,26,22,35,912.54 Cr	2,07,37,33,081.00	19,51,35,96,653.30	1,89,70,20,99,484.84 Cr
Grant - A.I.B.P.	17,56,29,23,059.00 Cr			17,56,29,23,059.00 Cr
Grant From Government- Major & Medium	2,07,82,38,000.00 Cr			2,07,82,38,000.00 Cr
Grant From Government -Minnor Project	79,94,69,000.00 Cr			79,94,69,000.00 Cr
Grants for Extension and Improvement - 47027472		30,77,74,000.00	50,09,40,000.00	19,31,66,000.00 Cr
Grant for Adivasi	5,44,49,09,933.00 Cr			5,44,49,09,933.00 Cr
Grant for Drought Relif Works	14,58,00,000.00 Cr			14,58,00,000.00 Cr
Grant for Hudco	1,00,00,00,000.00 Cr			1,00,00,00,000.00 Cr
Grant for Jal Shetra Sudhar Yojna	5,18,00,000.00 Cr			5,18,00,000.00 Cr
Grant for Land Acquisition & Rehabilitation	1,86,37,97,600.00 Cr		4,67,20,89,000.00	6,53,58,86,600.00 Cr
Grant for LIC	33,96,00,000.00 Cr			33,96,00,000.00 Cr
Grant for Misc Ser. -Gurantee Fees	3,54,23,76,000.00 Cr			3,54,23,76,000.00 Cr
Grant for Repayt. of Bond	12,99,84,00,000.00 Cr			12,99,84,00,000.00 Cr
Grants For VIDC for LI Project	10,43,13,30,052.00 Cr		1,13,60,00,000.00	11,56,73,30,052.00 Cr
Grants for VTPUSY	98,67,12,732.00 Cr			98,67,12,732.00 Cr
Grants From GOM - Rep, Ren & Restablishment	28,67,04,000.00 Cr			28,67,04,000.00 Cr
Grants From Narmada Dev Div Nandurbar	10,56,79,000.00 Cr			10,56,79,000.00 Cr
Grants Khandesh Package	4,37,58,87,287.00 Cr			4,37,58,87,287.00 Cr
Grants MPVC Contribution	20,51,11,100.00 Cr			20,51,11,100.00 Cr
Grants NABARD	2,49,76,91,767.00 Cr		5,12,00,000.00	2,54,88,91,767.00 Cr
Grants Water Utilisation Institutes	2,62,000.00 Cr			2,62,000.00 Cr
NO INTEREST LOAN FROM GOM	1,75,42,31,000.00 Cr		1,61,65,66,000.00	3,37,07,97,000.00 Cr
Capital Contribution From GOM	1,03,53,99,35,682.54 Cr	88,44,11,921.00	10,46,61,81,355.30	1,13,12,17,05,116.84 Cr
Capital Contribution for Flood Control	9,33,16,500.00 Cr			9,33,16,500.00 Cr
Capital Contribution From GOM-Irrigation	12,03,67,329.00 Cr		1,51,61,515.00	13,55,28,844.00 Cr
Capital Contribution From GOM-Non Irrigation	90,47,23,524.00 Cr	41,61,62,174.00	62,27,27,901.00	1,11,12,89,251.00 Cr
Capital Contribution From GOM	85,98,58,24,289.54 Cr	39,41,49,747.00	4,24,00,91,939.30	89,83,17,66,481.84 Cr
Capital Contribution - BJSY	16,43,57,04,040.00 Cr	7,41,00,000.00	5,58,82,00,000.00	21,94,98,04,040.00 Cr
Capital Contribution From GOM - PMKSY	2,18,67,05,700.00 Cr		22,88,03,000.00	2,41,55,08,700.00 Cr
Grants for Salary	6,46,72,000.00 Cr	88,15,47,160.00	84,18,17,298.00	2,49,42,138.00 Cr
Current Liabilities	4,31,69,32,737.51 Cr	42,67,06,84,899.00	47,13,92,42,344.57	8,78,54,90,183.08 Cr
Adj. A/c of Receipts & Recoveries for GOM - CSSA (OLD)	13,36,601.00 Cr			13,36,601.00 Cr
Adj A/c Rec'ble From Government	50,710.00 Cr			50,710.00 Cr
Adjustment Payable on Behalf of Govt.	9,89,397.00 Cr			9,89,397.00 Cr
Adjustment Payable to Govt	2,12,739.00 Cr			2,12,739.00 Cr
Adjustment Memo Credit	83,755.00 Cr			83,755.00 Cr
Establishment A/c Suspense	4,468.00 Cr			4,468.00 Cr
Unpaid Estb Payment - Treasury	4,468.00 Cr			4,468.00 Cr
Material Purchase Suspense A/c	35,71,916.00 Dr			35,71,916.00 Dr
Sundry Creditors	1,23,31,092.00 Dr			1,23,31,092.00 Dr
Sundry Creditors for Expenses	14,96,634.00 Cr			14,96,634.00 Cr
Sundry Creditors for Suppliers / Material	72,36,917.00 Cr			72,36,917.00 Cr
Sundry Creditors Prior to 31.3.96	25,625.00 Cr			25,625.00 Cr
Adj A/c Between Division & AG Nagpur (WMR)	212.00 Cr			212.00 Cr
Establishment Cash Settlement A/c (78A)		5,60,29,473.00	5,60,29,473.00	
Establishment Cash Settlement Suspense Account		91,92,100.00	91,92,100.00	
Operation Account Suspense		12,67,408.00	12,67,408.00	
Adj Account in Divison A/c	32,60,425.00 Cr			32,60,425.00 Cr
Adj. of Debit Memo Rec.From AG,Nagpur	14,45,64,627.00 Cr			14,45,64,627.00 Cr
Carried Over	1,76,57,91,68,650.05 Cr	44,74,44,17,980.00	66,65,28,38,997.87	1,98,48,75,89,667.92 Cr

continued ...

Particulars	Opening Balance	Transactions		Closing Balance
		Debit	Credit	
Brought Forward	1,76,57,91,68,650.05 Cr	44,74,44,17,980.00	66,65,28,38,997.87	1,98,48,75,89,667.92 Cr
Bond Series (Int/Princ) Payable	23,90,350.00 Cr			23,90,350.00 Cr
EE DMPD Dhule	65,02,60,000.00 Dr			65,02,60,000.00 Dr
E.E.G.R.V.P.D.Nashik	34,54,80,200.00 Dr			34,54,80,200.00 Dr
EE MID Dhule	5,99,15,650.00 Dr			5,99,15,650.00 Dr
E.E. N.M.P.D.	65,08,30,300.00 Dr			65,08,30,300.00 Dr
EMD Deposit	3,21,691.00 Dr			3,21,691.00 Dr
Est Cash Settlement Suspense A/c (78A)	97,06,121.00 Dr			97,06,121.00 Dr
Est Received From Treasury	5,52,276.00 Cr			5,52,276.00 Cr
Fest Adv	2,500.00 Cr			2,500.00 Cr
Local Fund Cess	14,09,16,266.00 Cr			14,09,16,266.00 Cr
Local Fund,Cess Collected - Not Paid	80,82,442.00 Dr			80,82,442.00 Dr
MID Dhule	9,07,15,500.00 Dr			9,07,15,500.00 Dr
NMPD	2,49,90,400.00 Dr			2,49,90,400.00 Dr
Public Work Deposit	21,28,25,478.00 Cr			21,28,25,478.00 Cr
Receipts From DIPC	77,47,50,500.00 Cr			77,47,50,500.00 Cr
Scrарation Account Suspense	6,60,45,440.00 Dr	1,78,61,864.00		8,39,07,304.00 Dr
Security Deposits	19,09,006.00 Cr			19,09,006.00 Cr
Surcharge Payable	15,28,758.00 Cr			15,28,758.00 Cr
Tapi Hyd	81,91,000.00 Dr			81,91,000.00 Dr
VAT Payable	41,86,373.00 Cr			41,86,373.00 Cr
Adjustment Between Division & AG	23,03,73,014.00 Cr			23,03,73,014.00 Cr
Co Op Society Loan Adv	82,098.00 Dr			82,098.00 Dr
Gratuity Bill	11,715.00 Cr			11,715.00 Cr
GST Payable Contractor	10,85,718.00 Cr	3,31,862.00	3,31,862.00	10,85,718.00 Cr
Insurance - Contractor	2,47,057.00 Cr			2,47,057.00 Cr
Leave Encashment	89,520.00 Cr			89,520.00 Cr
Other Deductions	1,35,810.00 Dr			1,35,810.00 Dr
Pension Provision	27,144.00 Cr			27,144.00 Cr
Royalty - Contractor	88,244.00 Cr			88,244.00 Cr
Salary & Allowance Payable	37,84,609.00 Dr			37,84,609.00 Dr
Scrарation Account Suspense	46,97,417.00 Cr	11,19,28,072.00	11,19,28,072.00	46,97,417.00 Cr
Scrарation Suspense Account	6,51,83,891.00 Cr	2,88,900.00	2,88,900.00	6,51,83,891.00 Cr
VAT Payable - Contractor	23,74,000.00 Cr			23,74,000.00 Cr
Provisions	1,24,373.00 Dr	7,33,688.00	7,33,688.00	1,24,373.00 Dr
Income Tax Payable - Contractor	1,24,373.00 Dr	7,33,688.00	7,33,688.00	1,24,373.00 Dr
Sundry Creditors		12,85,699.00	12,85,699.00	
A.S.Bedmutha & Co.,		9,87,985.00	9,87,985.00	
K A P V A L T & CO.		2,97,714.00	2,97,714.00	
Sundry Creditors for Expenses	14,96,634.00 Cr			14,96,634.00 Cr
Sundry Creditors for Suppliers / Material	72,36,917.00 Cr			72,36,917.00 Cr
Sundry Creditors Prior to 31.3.96	25,625.00 Cr			25,625.00 Cr
GPF Payable	15,686.00 Cr			15,686.00 Cr
DCPS Funds	1,82,99,606.00 Dr	59,41,908.00		2,42,41,514.00 Dr
Security Deposit	1,42,95,327.00 Cr			1,42,95,327.00 Cr
Local Cess Payable	28,29,46,733.00 Cr		10,81,63,942.00	39,11,10,675.00 Cr
Public Work Deposit	1,72,76,96,193.00 Cr	48,61,03,039.00	1,53,57,32,338.00	2,77,73,25,492.00 Cr
Deposit for Execution of Work	1,36,53,622.00 Dr			1,36,53,622.00 Dr
Deposit From Employees	1,80,160.00 Cr			1,80,160.00 Cr
Deposit Work - VTPUSY	33,51,00,000.00 Cr			33,51,00,000.00 Cr
Dep - PWD for Execution of Work	22,53,68,165.00 Cr			22,53,68,165.00 Cr
Earnest Money & Security Deposits	4,23,01,941.00 Dr			4,23,01,941.00 Dr
Carried Over	1,76,57,91,68,650.05 Cr	44,74,44,17,980.00	66,65,28,38,997.87	1,98,48,75,89,667.92 Cr

continued ...

TIDC Conso FY23-24

Trial Balance : 1-Apr-2023 to 31-Mar-2024

Page 3

Particulars	Opening Balance	Transactions		Closing Balance
		Debit	Credit	
Brought Forward	1,76,57,91,68,650.05 Cr	44,74,44,17,980.00	66,65,28,38,997.87	1,98,48,75,89,667.92 Cr
Misc. PWD Deposits	1,83,25,631.00 Cr			1,83,25,631.00 Cr
Op Sec Depo Chq Trf to TIDC	5,60,27,803.00 Dr			5,60,27,803.00 Dr
Sum Due To Contractor on Closed A/c	600.00 Cr			600.00 Cr
Water Charges - VTPUSY	60,00,00,000.00 Cr			60,00,00,000.00 Cr
Public Works Deposit (PWD)	66,07,05,003.00 Cr	48,61,03,039.00	1,53,57,32,338.00	1,71,03,34,302.00 Cr
Adjustment Account on Behalf of Government	8,54,93,333.00 Cr	1,55,89,334.00	1,55,26,106.00	8,54,30,105.00 Cr
Adjustment on Behalf of Government	23,89,880.00 Cr			23,89,880.00 Cr
TDS Payable - Prof Fees HO		1,75,876.00	1,12,648.00	63,228.00 Dr
Adj A/c Rec & Recov on Behalf Of Others	1,14,88,535.00 Dr			1,14,88,535.00 Dr
PF PT Etc Deducted From Employee	7,50,059.00 Dr			7,50,059.00 Dr
Adjustment A/c Payable To Government - CSSA	9,28,81,151.00 Cr	1,54,13,458.00	1,54,13,458.00	9,28,81,151.00 Cr
Work Adj. A/c Payable to Government	24,60,896.00 Cr			24,60,896.00 Cr
LOC in Transit	2,45,60,57,367.76 Cr	38,44,65,43,380.00	41,75,24,02,667.57	5,76,19,16,655.33 Cr
Fund Received - DIPC	29,23,67,000.00 Cr			29,23,67,000.00 Cr
Head Office / Division Balances Trf	50,24,20,864.00 Dr			50,24,20,864.00 Dr
LOC - Jalyukta Shivar (FY 2017-18)	3,00,00,000.00 Cr			3,00,00,000.00 Cr
Remittance in Transit 2	58,60,73,774.34 Dr			58,60,73,774.34 Dr
Transfer From SE/EE to TIDC_	1,79,06,12,249.60 Cr			1,79,06,12,249.60 Cr
Transfer From SE to EE_	1,51,76,18,732.00 Cr			1,51,76,18,732.00 Cr
Transfer to EE to TIDC	41,86,554.00 Dr			41,86,554.00 Dr
Collector Office Nashik (DPDC Funds)	81,13,382.00 Cr			81,13,382.00 Cr
EE-Irrigation Investigation Division, Pune	1,10,59,000.00 Cr			1,10,59,000.00 Cr
EE Irrigation Research Division Pune	4,00,000.00 Dr			4,00,000.00 Dr
EE - Narmada Development Division - Nandurbar	6,31,69,500.00 Cr			6,31,69,500.00 Cr
Escrow Suspense Account	11,940.05 Cr			11,940.05 Cr
Funds Received From SE to EE	16,05,50,350.00 Cr			16,05,50,350.00 Cr
Irrigation Investigation Division - Pune	11,05,000.00 Cr			11,05,000.00 Cr
MID Jalgaon	23,53,34,893.00 Dr			23,53,34,893.00 Dr
Suspense Accounts	11,618.00 Cr			11,618.00 Cr
Transfer From CE to SE (FY 2017-18)	5,75,75,42,500.00 Cr			5,75,75,42,500.00 Cr
Transfer From SE to CE	1,73,15,83,997.00 Dr			1,73,15,83,997.00 Dr
Transfer From SE to EE (FY 2020-21)	5,20,09,300.00 Cr			5,20,09,300.00 Cr
Transfer From SE to EE (FY 2021-22)	17,79,94,000.00 Cr			17,79,94,000.00 Cr
TRANSFER FROM SE TO EE (FY 2022-23)	15,64,18,100.00 Cr			15,64,18,100.00 Cr
Transfer From TIDC (FY 2018-19)	55,46,55,863.00 Cr			55,46,55,863.00 Cr
Transfer From TIDC to CE (FY 2018-19)	5,31,37,61,625.00 Cr			5,31,37,61,625.00 Cr
Transfer From TIDC to SE	1,46,68,400.00 Cr			1,46,68,400.00 Cr
Transfer From TIDC to SE/EE (2018-19)	7,10,47,65,445.00 Dr			7,10,47,65,445.00 Dr
Transfer From TIDC to SE/EE (FY 2017-18)	8,26,17,91,848.00 Dr			8,26,17,91,848.00 Dr
Transfer From TIDC to SE (FY 2018-19)	4,81,31,719.00 Cr			4,81,31,719.00 Cr
Transfer Funds Between SE & EE	85,95,889.00 Cr			85,95,889.00 Cr
Transfer of Funds Between SE & EE	7,65,000.00 Dr			7,65,000.00 Dr
Transfer to SE & EE	17,16,19,100.00 Cr			17,16,19,100.00 Cr
Receipts From CE/SE/EE	84,13,297.00 Cr			84,13,297.00 Cr
Receipts From SE	62,99,27,300.00 Cr			62,99,27,300.00 Cr
Transfer From SE To EE (2018-19)	93,30,75,800.00 Dr			93,30,75,800.00 Dr
Transfer From SE to EE (FY 2017-18)	5,68,41,13,200.00 Dr			5,68,41,13,200.00 Dr
Transfer From TIDC to SE/EE	3,61,94,300.00 Cr			3,61,94,300.00 Cr
Transfer Funds Between Bank	3,22,94,153.00 Dr			3,22,94,153.00 Dr
Direct Receipt	99,31,21,207.00 Cr	10,83,96,307.00	10,84,64,580.00	99,31,89,480.00 Cr
Transfer From TIDC to CE	6,72,51,83,300.00 Cr			6,72,51,83,300.00 Cr
Carried Over	1,76,57,91,68,650.05 Cr	44,74,44,17,980.00	66,65,28,38,997.87	1,98,48,75,89,667.92 Cr

continued ...

Particulars	Opening Balance	Transactions		Closing Balance
		Debit	Credit	
Brought Forward	1,76,57,91,68,650.05 Cr	44,74,44,17,980.00	66,65,28,38,997.87	1,98,48,75,89,667.92 Cr
Collection Receipts Deposits	25,000.00 Dr			25,000.00 Dr
Transfer From SE to EE (2016-17)	1,32,04,000.00 Dr			1,32,04,000.00 Dr
Transfer From TIDC to SE (2023-24)		23,16,22,54,318.00	13,59,11,30,372.00	9,57,11,23,946.00 Dr
Transfer From TIDC to SE (2019-20)	9,21,89,61,228.00 Dr			9,21,89,61,228.00 Dr
Transfer From TIDC to SE (2022-23)	1,14,88,19,817.00 Dr			1,14,88,19,817.00 Dr
Transfer From CE to SE	63,76,36,908.00 Dr			63,76,36,908.00 Dr
Transfer From SE to EE (FY 2018-19)	4,01,77,08,929.00 Dr			4,01,77,08,929.00 Dr
Transfer From TIDC to SE (2020-21)	1,77,22,03,350.00 Dr			1,77,22,03,350.00 Dr
Transfer From TIDC to SE (2021-22)	10,24,63,054.00 Cr			10,24,63,054.00 Cr
Remittance in Transit	4,38,45,97,168.65 Cr		85,38,14,738.00	5,23,84,11,906.65 Cr
Cash Receipt Collection A/c (FY 2017-18)	23,21,40,221.00 Cr			23,21,40,221.00 Cr
Cash Receipt From Collection (FY 2016-17)	6,68,198.00 Dr			6,68,198.00 Dr
Cash Receipt Revenue A/C SE/EE	2,34,60,74,200.00 Cr		85,38,14,738.00	3,19,98,88,938.00 Cr
Cash Receipt Revenue A/C SE/EE (FY 2017-18)	52,04,75,916.00 Cr			52,04,75,916.00 Cr
Cash Receipt Revenue A/C SE/EE (FY 2018-19)	57,76,71,704.00 Cr			57,76,71,704.00 Cr
Corporate Action Fees Refund	1,453.00 Cr			1,453.00 Cr
Director Receipt Deposit SE/EE	76,04,49,181.65 Cr			76,04,49,181.65 Cr
Suspense A/c - Bill Discounting	7,537.00 Cr			7,537.00 Cr
Suspense Account	5,15,54,846.00 Dr			5,15,54,846.00 Dr
Transfer From SE/EE to TIDC	70,03,08,953.78 Cr		50,13,88,058.57	1,20,16,97,012.35 Cr
Direct Receipts	8,32,54,001.00 Cr	16,22,18,153.00	21,86,95,634.00	13,97,31,482.00 Cr
Transfer From SE to EE	12,41,99,300.00 Cr			12,41,99,300.00 Cr
LOC in Transit (2018-19)	61,84,49,351.98 Dr			61,84,49,351.98 Dr
Transfer From SE to EE (2019-20)	9,98,97,64,021.00 Cr			9,98,97,64,021.00 Cr
Loc in Transit	5,75,09,06,714.00 Cr	4,17,24,692.00		5,70,91,82,022.00 Cr
Transfer From SE to EE (2020-21)	1,92,38,53,619.00 Cr			1,92,38,53,619.00 Cr
Transfer From SE to EE (2021-22)	12,98,12,668.00 Dr			12,98,12,668.00 Dr
Transfer From SE to EE (2022-23)	2,28,78,04,454.00 Dr			2,28,78,04,454.00 Dr
TIDC JALGAON	20,47,12,901.00 Dr	1,14,84,01,975.00	60,05,11,365.00	75,26,03,511.00 Dr
Transfer From SE to EE (2023-24)		13,82,35,47,935.00	25,87,83,97,920.00	12,05,48,49,985.00 Cr
Material Purchase Suspense Account	16,12,12,481.75 Cr		4,10,524.00	16,16,23,005.75 Cr
Establishment Cash Settlement Account	2,07,61,988.00 Dr			2,07,61,988.00 Dr
Est Cash Settlement Suspense Account (78A)	1,42,45,202.00 Cr	58,63,59,858.00	58,63,59,858.00	1,42,45,202.00 Cr
Operation Suspense Account	8,04,24,883.00 Dr	92,90,36,936.00	92,15,32,510.00	8,79,29,309.00 Dr
Adj Account on Behalf of Government	8,77,46,936.00 Cr	88,20,77,388.00	91,68,40,901.00	12,25,10,449.00 Cr
Collection Suspense Account	6,34,58,055.00 Dr	1,12,01,13,990.00	1,12,12,16,296.00	6,23,55,749.00 Dr
Fixed Assets	1,64,93,01,33,036.28 Dr	25,80,95,53,126.00	87,23,25,348.86	1,89,86,73,60,813.42 Dr
Adj of CRT Est Payment	1,37,94,950.00 Dr			1,37,94,950.00 Dr
Chaukapur Major Project (Rev)1	1,22,92,029.00 Dr			1,22,92,029.00 Dr
KT Pawankuti		19,87,383.00		19,87,383.00 Dr
M & R to Resid. & Non Resid. Building		1,32,07,456.00		1,32,07,456.00 Dr
Cada Office Covid-19	1,10,000.00 Dr			1,10,000.00 Dr
Capital Outlay - Lift Irrigation	1,48,260.00 Dr			1,48,260.00 Dr
Construction of MI Tank Behed	99,580.00 Dr			99,580.00 Dr
Deonache Storage Tank	1,87,155.00 Dr			1,87,155.00 Dr
Ex Eng Chief Gate Erection Unit No.5 Nashik	3,77,52,000.00 Dr			3,77,52,000.00 Dr
Flood Protection Near Gadhi Road	62,96,765.00 Dr			62,96,765.00 Dr
Flood Protection Near Katoni Bhill Vasti	98,25,492.00 Dr			98,25,492.00 Dr
Flood Protection Near Madarsa	80,52,611.00 Dr			80,52,611.00 Dr
Flood Protection Near Mevati Kabristhan	83,13,244.00 Dr			83,13,244.00 Dr
Flood Protection Near Samashanbumi Wokod	79,97,160.00 Dr			79,97,160.00 Dr
Carried Over	11,64,90,35,613.77 Cr	70,55,39,71,106.00	67,52,51,64,346.73	8,62,02,28,854.50 Cr

continued ...

Particulars	Opening Balance	Transactions		Closing Balance
		Debit	Credit	
Brought Forward	11,64,90,35,613.77 Cr	70,55,39,71,106.00	67,52,51,64,346.73	8,62,02,28,854.50 Cr
Flood Protection Near Shadikhana Maidan	75,30,132.00 Dr			75,30,132.00 Dr
Flood Protection Near Shaikh Arifs House	75,13,404.00 Dr			75,13,404.00 Dr
Flood Protection Near Vikas Deshmukh Wada	59,51,056.00 Dr			59,51,056.00 Dr
Hariman Land	5,22,213.00 Dr			5,22,213.00 Dr
Hivara Project	82,04,904.00 Dr	57,82,712.00		1,39,87,616.00 Dr
Land Aquisition As Per Court Order	15,59,48,793.00 Dr			15,59,48,793.00 Dr
Land Chaupale	1,67,609.00 Dr			1,67,609.00 Dr
Land Ichagavan	3,34,88,708.00 Dr			3,34,88,708.00 Dr
Land Londare	9,028.00 Dr			9,028.00 Dr
Land Mahupada	13,169.00 Dr			13,169.00 Dr
Land Rampur	11,25,676.00 Dr			11,25,676.00 Dr
Mechanical Division Jalgaon	4,41,45,200.00 Dr	63,00,000.00		5,04,45,200.00 Dr
Mechanical Division Nandurbar	82,06,000.00 Dr			82,06,000.00 Dr
Mechanical Division Nashik	13,25,368.00 Dr			13,25,368.00 Dr
Mendipada	29,17,502.00 Dr			29,17,502.00 Dr
MI Bhengu	7,99,32,913.00 Dr	10,71,88,922.00		18,71,21,835.00 Dr
MI Tank Abhanpur	1,000.00 Dr			1,000.00 Dr
MI Tank Behed Land	3,504.00 Dr			3,504.00 Dr
MI Tank Dhanpur	86,19,998.00 Dr			86,19,998.00 Dr
MI Tank Ranmala	2,89,49,746.00 Dr	3,08,02,700.00		5,97,52,446.00 Dr
MI Tank Susari	41,61,516.00 Dr			41,61,516.00 Dr
M & R Flood & Controlling	21,65,16,753.00 Dr			21,65,16,753.00 Dr
Ner Par Ambika	3,07,78,909.00 Dr			3,07,78,909.00 Dr
Nesu Project Land	22,27,214.00 Dr			22,27,214.00 Dr
Non Residential Building	1,80,05,980.00 Dr			1,80,05,980.00 Dr
Building - Non Residential	1,23,15,637.00 Dr			1,23,15,637.00 Dr
Non Residential Building Payment	18,86,988.00 Dr			18,86,988.00 Dr
Repairs - Non Residential Building	37,73,563.00 Dr			37,73,563.00 Dr
M & R Non Residential Buildings Expenses	29,792.00 Dr			29,792.00 Dr
Non Residential Building	96,20,209.00 Dr			96,20,209.00 Dr
Rankanala	1,45,60,933.50 Dr			1,45,60,933.50 Dr
Satbhai	2,56,541.00 Dr			2,56,541.00 Dr
Shivana	44,57,622.00 Dr			44,57,622.00 Dr
Sule Left Bank Canal	1,48,19,068.00 Dr			1,48,19,068.00 Dr
Suple Right Bank Canal	3,63,46,788.00 Dr			3,63,46,788.00 Dr
Susari Project Land	2,15,854.00 Dr			2,15,854.00 Dr
Total Assets of Tapi Irrigation Dev. Cor	20,46,73,00,000.00 Dr			20,46,73,00,000.00 Dr
Building Residential	16,98,50,985.00 Dr	97,44,736.00		17,95,95,721.00 Dr
Building Residential	2,39,99,483.00 Dr			2,39,99,483.00 Dr
M & R - Residential Building	5,69,54,638.00 Dr	97,44,736.00		6,66,99,374.00 Dr
Residential Building - Repairs	8,88,96,864.00 Dr			8,88,96,864.00 Dr
Main & Admin Exp. on Project Works	1,36,59,97,069.00 Dr	12,48,71,693.00		1,49,08,68,762.00 Dr
Machinery & Equipments	8,21,74,641.00 Dr			8,21,74,641.00 Dr
M & R Office Equipments	2,77,37,212.00 Dr			2,77,37,212.00 Dr
Machinery & Equipments	2,69,34,862.00 Dr			2,69,34,862.00 Dr
Office Furniture	1,35,705.00 Dr			1,35,705.00 Dr
Repairs - Machinery & Equipments	2,73,66,862.00 Dr			2,73,66,862.00 Dr
Office Fixed Assets	2,79,48,869.00 Dr			2,79,48,869.00 Dr
Plant & Machinery	1,45,85,166.00 Dr			1,45,85,166.00 Dr
Plant & Machinery	1,32,78,026.00 Dr			1,32,78,026.00 Dr
Repairs - Wireless	13,07,140.00 Dr			13,07,140.00 Dr
Carried Over	11,64,90,35,613.77 Cr	70,55,39,71,106.00	67,52,51,64,346.73	8,62,02,28,854.50 Cr

continued ...

Particulars	Opening Balance	Transactions		Closing Balance
		Debit	Credit	
Brought Forward	11,64,90,35,613.77 Cr	70,55,39,71,106.00	67,52,51,64,346.73	8,62,02,28,854.50 Cr
Office Equipment & Computer Peripherals	22,92,337.00 Dr			22,92,337.00 Dr
Office Equipments	11,48,301.00 Dr			11,48,301.00 Dr
Office Equipments - Computer & Peripherals	11,44,036.00 Dr			11,44,036.00 Dr
Tools & Plants	30,50,552.00 Dr			30,50,552.00 Dr
Vehicles	79,72,327.00 Dr			79,72,327.00 Dr
Office Fixed Assets	48,487.00 Dr			48,487.00 Dr
Inspection Motor Vehicle		93,44,480.00	93,44,480.00	
M & R - Inspection		30,34,425.00	30,34,425.00	
M & R - Vehicle Account		63,10,055.00	63,10,055.00	
Project Work in Progress	1,37,71,98,91,220.20 Dr	24,72,29,66,555.00	12,66,16,911.00	1,62,31,62,40,864.20 Dr
Drainage Scheme Contribution	2,63,000.00 Dr			2,63,000.00 Dr
Girna Major Project - M & R	16,76,10,448.00 Dr	15,99,32,078.00		32,75,42,526.00 Dr
Project Work in Progress	4,61,75,000.00 Cr			4,61,75,000.00 Cr
Rampur M.I. Project	8,97,38,908.00 Dr	35,05,868.00		9,32,44,776.00 Dr
Jalyukt Shivar Abhiyan	3,03,05,395.00 Dr			3,03,05,395.00 Dr
Project WIP	24,50,88,349.00 Cr		3,80,43,000.00	28,31,31,349.00 Cr
Major Irrigation Projects	63,23,63,05,302.00 Dr	13,39,85,15,617.00		76,63,48,20,919.00 Dr
Hatnur Major Project Rev (Rev)	42,02,34,917.00 Dr			42,02,34,917.00 Dr
Juneone Dam & Lift System	3,38,05,51,242.00 Dr			3,38,05,51,242.00 Dr
Major Irrigation Project	3,89,92,34,073.00 Dr			3,89,92,34,073.00 Dr
Punand Major Projects	2,85,32,586.00 Dr			2,85,32,586.00 Dr
2701 Major Irrigation M & R	6,46,78,416.00 Dr			6,46,78,416.00 Dr
Bhagpur Lift Irrigation Project	10,71,91,864.00 Dr			10,71,91,864.00 Dr
Bhagpur Lift Irrigation Projects	4,52,15,474.00 Dr			4,52,15,474.00 Dr
Bhagpur LIS	3,17,96,02,103.00 Dr	1,66,59,54,933.00		4,84,55,57,036.00 Dr
Bodwad Parisar Sinchan Yojna	36,90,98,865.00 Dr			36,90,98,865.00 Dr
Girna Special Repairs Work	60,55,066.00 Dr			60,55,066.00 Dr
Islampur Dam	14,26,45,018.00 Dr			14,26,45,018.00 Dr
Juneone Dam	23,54,42,288.00 Dr			23,54,42,288.00 Dr
Juneone Dam & Lift System	1,81,76,00,291.00 Dr	2,37,28,54,637.00		4,19,04,54,928.00 Dr
Major Project in Progress	57,56,23,024.00 Dr			57,56,23,024.00 Dr
Megha Recharge	15,78,95,713.00 Dr			15,78,95,713.00 Dr
Megha Recharge Scheme	1,75,75,350.00 Dr			1,75,75,350.00 Dr
MI Tank Ajang Vadel	2,202.00 Cr			2,202.00 Cr
Prakash Project	17,96,75,722.00 Dr			17,96,75,722.00 Dr
Punad Project	17,31,92,065.00 Dr	29,68,19,300.00		47,00,11,365.00 Dr
Sulwade Jamphal Kanoli LIS	12,21,28,66,931.00 Dr	4,91,07,74,562.00		17,12,36,41,493.00 Dr
Upper Stage Tapi - 1 Major Project	5,22,52,245.00 Dr			5,22,52,245.00 Dr
Upper Stage Tapi - 2 Major Projects	6,18,088.00 Dr			6,18,088.00 Dr
Valvade Bandhara	8,008.00 Cr			8,008.00 Cr
Waghur Major Project	5,53,35,65,897.00 Dr			5,53,35,65,897.00 Dr
Bodwad Parisar Sinchan Yojana	4,70,40,06,593.00 Dr	2,05,85,87,842.00		6,76,25,94,435.00 Dr
Devalipada M. I. Tank	20,00,000.00 Dr			20,00,000.00 Dr
Hatnur Project	1,29,88,22,506.00 Dr	51,60,76,503.00		1,81,48,99,009.00 Dr
Lower Tapi Major Project	5,32,05,91,208.00 Dr	1,33,20,45,393.00		6,65,26,36,601.00 Dr
Manyad Dam Diltetion Survy	62,36,164.00 Dr			62,36,164.00 Dr
Mega W.R.S.I.	9,34,404.00 Dr			9,34,404.00 Dr
Ozarkheda Dam	19,02,44,062.00 Dr			19,02,44,062.00 Dr
Prakash Burai	40,75,31,679.00 Dr			40,75,31,679.00 Dr
Punand Major Project	2,63,18,65,828.50 Dr			2,63,18,65,828.50 Dr
Punand Medium Project	16,36,792.00 Dr			16,36,792.00 Dr
Carried Over	11,64,90,35,613.77 Cr	70,55,39,71,106.00	67,52,51,64,346.73	8,62,02,28,854.50 Cr

continued ...

Particulars	Opening Balance	Transactions		Closing Balance
		Debit	Credit	
Brought Forward	11,64,90,35,613.77 Cr	70,55,39,71,106.00	67,52,51,64,346.73	8,62,02,28,854.50 Cr
Varangaon Talwel LIS	4,00,71,03,750.00 Dr	24,54,02,447.00		4,25,25,06,197.00 Dr
Hatnur Major Project	48,43,13,536.00 Dr			48,43,13,536.00 Dr
Kurha Vadhoda Irrigation Project	6,76,28,63,136.00 Dr			6,76,28,63,136.00 Dr
Major Irrigation Project	4,81,88,18,615.50 Dr			4,81,88,18,615.50 Dr
Minor Irrigation Projects	20,52,50,70,671.00 Dr	5,00,27,99,263.00	43,70,331.00	25,52,34,99,603.00 Dr
Amaravati Nalla M. I. Tank	7,29,02,684.00 Dr			7,29,02,684.00 Dr
Bardipada M.I. Tank	10,45,20,082.00 Dr			10,45,20,082.00 Dr
Bharudkheda (I.A)	20,403.00 Dr			20,403.00 Dr
Bhuriwel M.I. Tank	13,74,34,486.00 Dr			13,74,34,486.00 Dr
Biladi M.I. Tank	1,01,59,748.00 Dr			1,01,59,748.00 Dr
Borkheda (I.A)	5,56,682.00 Dr			5,56,682.00 Dr
Bormali (Chichpani)	4,06,06,619.00 Dr			4,06,06,619.00 Dr
Bramanshevga-RRR Workss	16,63,301.00 Dr			16,63,301.00 Dr
Burzad M.I.		5,94,555.00		5,94,555.00 Dr
Chichpani Minor Project	4,67,702.00 Dr			4,67,702.00 Dr
Chiplipada Bandhara		20,35,239.00		20,35,239.00 Dr
Chitegaon (I. A)	2,36,840.00 Dr			2,36,840.00 Dr
Chitegaon (I.a)		5,23,26,789.00		5,23,26,789.00 Dr
Chitegaon (I.a)	10,03,14,097.00 Dr			10,03,14,097.00 Dr
Devhari	34,99,044.00 Dr			34,99,044.00 Dr
Dhamnar - 2	1,83,555.00 Dr			1,83,555.00 Dr
Dhamnar - 3	1,00,721.00 Dr			1,00,721.00 Dr
Dhongaon (L.A.)	9,13,910.00 Dr			9,13,910.00 Dr
Dudhakhedaa	60,68,494.00 Dr			60,68,494.00 Dr
Engoan (I.a)		6,06,085.00		6,06,085.00 Dr
Engoan (I.a)	7,61,979.00 Dr			7,61,979.00 Dr
Gadhavali M.I.		4,93,698.00		4,93,698.00 Dr
Hatgaon II (I.A)	3,41,424.00 Dr			3,41,424.00 Dr
Hatgaon II (I.a)		81,44,582.00	11,38,860.00	70,05,722.00 Dr
Hatgaon II (I.a)	1,84,08,685.00 Dr			1,84,08,685.00 Dr
Kadakesim(I.A)	1,15,620.00 Dr			1,15,620.00 Dr
Kakani M.I.		3,05,206.00		3,05,206.00 Dr
Kayankada M.I.		3,05,467.00		3,05,467.00 Dr
Kolhe (I.A)	1,68,410.00 Dr			1,68,410.00 Dr
Kolhe (I.a)		3,00,689.00		3,00,689.00 Dr
Kolhe (I.a)	20,98,224.00 Dr			20,98,224.00 Dr
KT Narwadne		4,43,400.00		4,43,400.00 Dr
KT Narwadne	2,12,731.00 Dr			2,12,731.00 Dr
Madani (I.a)		6,71,326.00		6,71,326.00 Dr
Mangrul River Linking Project		50,50,750.00		50,50,750.00 Dr
Methi MI	3,84,125.00 Dr			3,84,125.00 Dr
Methi MI		3,86,639.00		3,86,639.00 Dr
Mhaswa -RRR Work 2	28,98,150.00 Dr			28,98,150.00 Dr
Muktainagar Lift Irrigation Sceheme	45,669.00 Dr			45,669.00 Dr
Mundkheda (I.A)	4,17,83,695.00 Dr			4,17,83,695.00 Dr
Nambadhama	1,19,05,786.00 Dr			1,19,05,786.00 Dr
Ozar K.T. Tal Pachora (Check Once)	28,85,517.00 Dr			28,85,517.00 Dr
Pimprane M. I. Tank Minor	7,16,86,138.00 Dr			7,16,86,138.00 Dr
Raywat Bandahara	3,98,017.00 Dr			3,98,017.00 Dr
Shanimanadal M.I	4,09,051.00 Dr			4,09,051.00 Dr
Shendurni(I.A)	2,09,528.00 Dr			2,09,528.00 Dr
Carried Over	11,64,90,35,613.77 Cr	70,55,39,71,106.00	67,52,51,64,346.73	8,62,02,28,854.50 Cr

continued ...

Particulars	Opening Balance	Transactions		Closing Balance
		Debit	Credit	
Brought Forward	11,64,90,35,613.77 Cr	70,55,39,71,106.00	67,52,51,64,346.73	8,62,02,28,854.50 Cr
Shewali M.I.		2,80,741.00		2,80,741.00 Dr
Shirasmani - RRR Work	5,91,758.00 Dr			5,91,758.00 Dr
Umarde(I.A)	87,562.00 Dr			87,562.00 Dr
Vavad M.I.		1,67,851.00		1,67,851.00 Dr
Virkhel M.I.	2,03,172.00 Dr			2,03,172.00 Dr
Visarwasdi M.I	1,89,279.00 Dr			1,89,279.00 Dr
Vitner(I.A)	6,39,000.00 Dr			6,39,000.00 Dr
Wavad M.I.	1,78,567.00 Dr			1,78,567.00 Dr
22 LIS	11,38,72,301.00 Dr	6,28,16,596.00		17,66,88,897.00 Dr
2702 Minor Irragation M & R	14,24,684.00 Dr	2,79,329.00		17,04,013.00 Dr
Aanjani Kala Bandhara	2,46,24,057.00 Dr	75,98,955.00		3,22,23,012.00 Dr
Admin Expenses on Minor Project	38,65,876.00 Dr			38,65,876.00 Dr
Ahirvadi	12,40,319.00 Dr			12,40,319.00 Dr
Ajande K.T.Weir	2,37,317.00 Dr	14,38,023.00		16,75,340.00 Dr
Ambebara M.I.	7,77,590.00 Dr	6,65,001.00		14,42,591.00 Dr
Amravatinala	5,41,56,692.00 Dr	86,200.00		5,42,42,892.00 Dr
Amravati Nalla M.I.Projects	4,25,13,934.00 Dr	2,87,21,482.00		7,12,35,416.00 Dr
Bambrud	21,85,878.00 Dr	4,47,549.00		26,33,427.00 Dr
Bangaon - 2	7,552.00 Dr			7,552.00 Dr
Behed M.I	2,91,870.00 Dr	4,87,643.00		7,79,513.00 Dr
Bhadane K.T.	3,84,236.00 Dr	4,22,517.00		8,06,753.00 Dr
Bhalgaon(I.a)	77,40,995.00 Dr	4,18,25,491.00		4,95,66,486.00 Dr
Bhangaon(I.a)	46,49,458.00 Dr			46,49,458.00 Dr
Bhatiya Nalla (LA)	78,560.00 Dr			78,560.00 Dr
Bhilane K.T.Weir	3,74,939.00 Dr	4,05,283.00		7,80,222.00 Dr
Bilbare K.T	4,64,072.00 Dr	61,050.00		5,25,122.00 Dr
Bodhgaon K.T.	5,73,331.00 Dr	1,72,563.00		7,45,894.00 Dr
Borkheda	8,94,028.00 Dr	4,72,610.00		13,66,638.00 Dr
Borkheda (I.a)	1,73,33,563.00 Dr	42,84,308.00		2,16,17,871.00 Dr
Borkheda Sangavi	37,06,958.00 Dr	10,000.00		37,16,958.00 Dr
Borkheda Sangvi	15,74,568.00 Dr			15,74,568.00 Dr
Bormadi (Chinchpani)	34,854.00 Dr			34,854.00 Dr
Bramanshevaga RRR Work	6,79,545.00 Dr	3,95,916.00		10,75,461.00 Dr
Bramanshevga - RRR Works	1,49,952.00 Dr			1,49,952.00 Dr
Budaki M.I.	4,79,886.00 Dr	2,97,198.00		7,77,084.00 Dr
CADA Maintenance & Admin	46,80,042.00 Dr	5,75,085.00		52,55,127.00 Dr
Capital Outlay- Minor Irrigation	16,81,030.00 Dr			16,81,030.00 Dr
Capital Outlay - River Linking	14,13,39,900.00 Dr			14,13,39,900.00 Dr
Charthana	25,84,744.00 Dr	3,30,081.00		29,14,825.00 Dr
Chaugao M.I.	30,03,893.00 Dr	9,87,146.00		39,91,039.00 Dr
Chaupale M.I.Tank	4,68,817.00 Dr			4,68,817.00 Dr
Chhawadi M.I.	27,68,156.00 Dr	5,87,794.00		33,55,950.00 Dr
Chimbthane Bandhara	26,54,081.00 Dr	19,82,431.00		46,36,512.00 Dr
Chinchati	8,08,04,508.00 Dr			8,08,04,508.00 Dr
Chinchpani	2,15,22,052.00 Dr			2,15,22,052.00 Dr
Chinchpani Minor Project	1,86,789.00 Dr	9,33,995.00		11,20,784.00 Dr
Chirane K.T.Weir	3,58,755.00 Dr	4,04,004.00		7,62,759.00 Dr
Chitegaon (N)	3,84,109.00 Dr	975.00		3,85,084.00 Dr
Dabhadi Kt	2,84,260.00 Dr			2,84,260.00 Dr
Dahyane	1,35,375.00 Dr			1,35,375.00 Dr
Dehali Medium Project Nandurbar	35,86,646.00 Dr			35,86,646.00 Dr
Carried Over	11,64,90,35,613.77 Cr	70,55,39,71,106.00	67,52,51,64,346.73	8,62,02,28,854.50 Cr

continued ...

Particulars	Opening Balance	Transactions		Closing Balance
		Debit	Credit	
Brought Forward	11,64,90,35,613.77 Cr	70,55,39,71,106.00	67,52,51,64,346.73	8,62,02,28,854.50 Cr
Deolasgaon	15,68,666.00 Dr			15,68,666.00 Dr
Devaliapada M.I. Tank	20,00,000.00 Dr			20,00,000.00 Dr
Devali Bhoras	8,75,45,710.00 Dr			8,75,45,710.00 Dr
Dhamangaon K.T	5,78,113.00 Dr	2,71,591.00		8,49,704.00 Dr
Dhanibara M. I.	6,34,666.00 Dr	2,19,833.00		8,54,499.00 Dr
Dhanrat Bandhara	4,72,335.00 Dr	2,21,846.00		6,94,181.00 Dr
Dharmalpur	1,96,340.00 Dr			1,96,340.00 Dr
Dighi Iii (L.A)	23,47,96,829.00 Dr			23,47,96,829.00 Dr
Dighi-III (N)	11,73,636.00 Dr			11,73,636.00 Dr
Dondwad KT	2,32,962.00 Dr	4,33,768.00		6,66,730.00 Dr
Dudhakheda	97,391.00 Dr			97,391.00 Dr
Dudhkheda	36,74,513.00 Dr			36,74,513.00 Dr
Ext - Aner	56,20,800.00 Dr			56,20,800.00 Dr
Flood Control & Drainage	1,71,36,000.00 Dr			1,71,36,000.00 Dr
Gadhaddeo M.I.	5,14,483.00 Dr	19,76,764.00		24,91,247.00 Dr
Gadhavali M.I.	35,33,977.00 Dr			35,33,977.00 Dr
Gahula	13,98,984.00 Dr	4,44,922.00		18,43,906.00 Dr
Galan	14,72,749.00 Dr	2,30,395.00		17,03,144.00 Dr
Galan (N)	3,42,340.00 Dr			3,42,340.00 Dr
Ghanegaon M.I.	31,44,751.00 Dr	7,92,332.00		39,37,083.00 Dr
Ghodasgaon (LA)	3,74,93,796.00 Dr	76,42,902.00		4,51,36,698.00 Dr
Ghodasgaon M I Project	3,25,010.00 Dr			3,25,010.00 Dr
Ghotana M.I. Tank	25,51,802.00 Dr			25,51,802.00 Dr
Ghude River Linking Project	3,70,982.00 Dr			3,70,982.00 Dr
Godasgaon	23,85,56,723.00 Dr			23,85,56,723.00 Dr
Gogalina(I.a)	1,56,87,817.00 Dr	18,32,493.00	25,660.00	1,74,94,650.00 Dr
Gondegaon	21,79,475.00 Dr			21,79,475.00 Dr
Gondegaon (Jamner)	44,95,891.00 Dr	7,61,533.00		52,57,424.00 Dr
Gondkhed(Thadnalla)	3,86,660.00 Dr			3,86,660.00 Dr
Gondkhel	29,24,034.00 Dr	5,13,171.00		34,37,205.00 Dr
Gondur M.I.	10,94,308.00 Dr	6,44,411.00		17,38,719.00 Dr
Gonkheda (Thad Nala)	1,00,43,280.00 Dr			1,00,43,280.00 Dr
Haldani M.I.	16,94,907.00 Dr			16,94,907.00 Dr
Harnyamal Bandhara	9,80,557.00 Dr			9,80,557.00 Dr
Hatgaon II (N)	70,93,733.00 Dr			70,93,733.00 Dr
Hatti M.I.	15,38,622.00 Dr	20,17,042.00		35,55,664.00 Dr
Higonesim K.T.	13,52,664.00 Dr			13,52,664.00 Dr
Hingonesim	68,58,980.00 Dr	3,53,583.00		72,12,563.00 Dr
Hingonesim Co. P.	28,16,105.00 Dr			28,16,105.00 Dr
Hivarkheda	35,71,735.00 Dr	6,166.00		35,77,901.00 Dr
Hiwarkheda	86,60,304.00 Dr			86,60,304.00 Dr
Jalod M.I.	41,27,118.00 Dr	5,96,463.00		47,23,581.00 Dr
Jamada Left Canal	11,44,500.00 Dr			11,44,500.00 Dr
Jamadi	2,07,524.00 Dr	1,11,81,172.00		1,13,88,696.00 Dr
Jangipura	23,40,599.00 Dr			23,40,599.00 Dr
Japi Bandhara	90,825.00 Dr	6,44,100.00		7,34,925.00 Dr
Kabryakhadak M.I.	3,62,005.00 Dr			3,62,005.00 Dr
Kadamsara [LA]	6,45,745.00 Dr			6,45,745.00 Dr
Kajipura Masjid on Sonad River	41,56,317.00 Dr			41,56,317.00 Dr
Kalamsara(I.a)	33,88,895.00 Dr	500.00	91,407.00	32,97,988.00 Dr
Kalamsare	1,17,29,165.00 Dr			1,17,29,165.00 Dr
Carried Over	11,64,90,35,613.77 Cr	70,55,39,71,106.00	67,52,51,64,346.73	8,62,02,28,854.50 Cr

continued ...

Particulars	Opening Balance	Transactions		Closing Balance
		Debit	Credit	
Brought Forward	11,64,90,35,613.77 Cr	70,55,39,71,106.00	67,52,51,64,346.73	8,62,02,28,854.50 Cr
Kalamsera	3,75,19,704.00 Dr			3,75,19,704.00 Dr
Kalikarad M.I.	20,55,295.00 Dr	13,92,745.00		34,48,040.00 Dr
Kamani Tanda - 2	6,78,02,377.00 Dr			6,78,02,377.00 Dr
Kanada Bandhara	2,48,834.00 Dr			2,48,834.00 Dr
Kang M I Project	17,09,25,444.00 Dr			17,09,25,444.00 Dr
Kasare K. T.	3,66,109.00 Dr	3,87,300.00		7,53,409.00 Dr
Katgaon	28,51,955.00 Dr			28,51,955.00 Dr
Kawalith Bandhara	4,84,357.00 Dr			4,84,357.00 Dr
Khadaki M.I.	9,19,224.00 Dr	3,17,809.00		12,37,033.00 Dr
Khadakisim (Chalisgaon)	1,11,57,573.00 Dr	1,29,24,528.00		2,40,82,101.00 Dr
Khadakisim Tal-Erandol	9,48,475.00 Dr			9,48,475.00 Dr
Khadkesim (Chalisgaon)	21,63,303.00 Dr			21,63,303.00 Dr
Khadkesim River Linking	70,62,117.00 Dr	36,95,312.00		1,07,57,429.00 Dr
Khadkisim Tal - Erandol	11,52,170.00 Dr			11,52,170.00 Dr
Khadkuna M.I.	3,40,737.00 Dr	2,98,215.00		6,38,952.00 Dr
Khamkheda M.I.	14,21,835.00 Dr	10,86,161.00		25,07,996.00 Dr
Khampada M.I.	7,40,014.00 Dr	3,96,484.00		11,36,498.00 Dr
Khanadala Minor Project	1,99,640.00 Dr			1,99,640.00 Dr
Khandala Minor Project	17,56,326.00 Dr	10,66,587.00		28,22,913.00 Dr
Khandly	56,76,480.00 Dr			56,76,480.00 Dr
Khaparkheda M.I.	1,97,171.00 Dr	15,66,512.00		17,63,683.00 Dr
Kharde Nalla (N)	53,240.00 Dr			53,240.00 Dr
Kheda K. T.	4,09,013.00 Dr	10,97,498.00		15,06,511.00 Dr
Kheda M.I.	7,84,403.00 Dr	2,92,379.00		10,76,782.00 Dr
Khekada M.I.	23,73,726.00 Dr	3,45,750.00		27,19,476.00 Dr
Khirdi	7,77,620.00 Dr	4,83,119.00		12,60,739.00 Dr
Khirdi KP Bandhara	2,79,155.00 Dr			2,79,155.00 Dr
Khirdi K.P. Bhandhara	1,17,89,060.00 Dr			1,17,89,060.00 Dr
Khirdi K. T. Sakegaon	81,53,154.00 Dr			81,53,154.00 Dr
Khirdi (Sakegaon)	1,72,475.00 Dr			1,72,475.00 Dr
Khokasa M.I.	4,51,240.00 Dr			4,51,240.00 Dr
Kholasar	4,95,42,601.00 Dr	90,81,969.00		5,86,24,570.00 Dr
Kholasar River Linking Project	46,54,600.00 Dr			46,54,600.00 Dr
Kholghar M.I.	19,44,263.00 Dr			19,44,263.00 Dr
Kodgaon(L.A)	20,25,318.00 Dr	6,03,56,746.00		6,23,82,064.00 Dr
Kohale	6,62,547.00 Dr			6,62,547.00 Dr
Kokanipada M.I	9,18,854.00 Dr	15,89,793.00		25,08,647.00 Dr
Kolhe	38,15,796.00 Dr	3,18,016.00		41,33,812.00 Dr
Kondawal M.I.	22,60,471.00 Dr			22,60,471.00 Dr
KOTGAON (N)	18,993.00 Dr			18,993.00 Dr
Kothare M.I.	7,41,083.00 Dr	3,93,010.00		11,34,093.00 Dr
Krushnapur	19,99,826.00 Dr	3,12,319.00		23,12,145.00 Dr
K. T. Bhilane	1,06,345.00 Dr			1,06,345.00 Dr
K T Bilbare	14,35,218.00 Dr			14,35,218.00 Dr
K. T. Nawadane	66,409.00 Dr			66,409.00 Dr
K. T. S. B. Basaraval	14,50,916.00 Dr			14,50,916.00 Dr
K T Waghali	4,83,110.00 Dr			4,83,110.00 Dr
K. T. Waghli	22,21,940.00 Dr			22,21,940.00 Dr
KTW Bhadane	17,85,923.00 Dr			17,85,923.00 Dr
k T Weir kajgaon	1,87,734.00 Dr			1,87,734.00 Dr
K T Weir Mahalpatne	41,98,733.00 Dr			41,98,733.00 Dr
Carried Over	11,64,90,35,613.77 Cr	70,55,39,71,106.00	67,52,51,64,346.73	8,62,02,28,854.50 Cr

continued ...

Particulars	Opening Balance	Transactions		Closing Balance
		Debit	Credit	
Brought Forward	11,64,90,35,613.77 Cr	70,55,39,71,106.00	67,52,51,64,346.73	8,62,02,28,854.50 Cr
K T Weir Nimbola	58,64,835.00 Dr			58,64,835.00 Dr
K T weir pasardi	2,24,902.00 Dr			2,24,902.00 Dr
K.T. Weir Patane Satbhai Dabhadi	6,75,91,494.00 Dr			6,75,91,494.00 Dr
K.T. Weir PATNE, SATBHAI, DABHADI	36,40,586.00 Dr			36,40,586.00 Dr
K T W Khirdi (N)	11,16,183.00 Dr			11,16,183.00 Dr
Kulthe Langdibavani	7,38,836.00 Dr			7,38,836.00 Dr
KULTHE M.I	11,83,533.00 Dr	8,31,988.00		20,15,521.00 Dr
Kusumba K.T.	2,87,864.00 Dr	4,09,910.00		6,97,774.00 Dr
Lamkani M.I.	13,20,517.00 Dr	8,92,120.00		22,12,637.00 Dr
Langdibavani	5,77,817.00 Dr			5,77,817.00 Dr
Langdibhavani	8,23,977.00 Dr			8,23,977.00 Dr
Lauki M.I.	2,95,868.00 Dr	2,95,117.00		5,90,985.00 Dr
Lohara	20,26,356.00 Dr	3,71,128.00		23,97,484.00 Dr
Lohara Chinchati	3,366.00 Dr			3,366.00 Dr
Lohara Mahsas	10,34,019.00 Dr			10,34,019.00 Dr
Lohara Mhasas	72,37,139.00 Dr			72,37,139.00 Dr
Londhare M.I.	27,59,856.00 Dr	9,35,919.00		36,95,775.00 Dr
Mahalpur K.T.Weir	3,89,107.00 Dr	4,68,350.00		8,57,457.00 Dr
Mahukheda	26,26,025.00 Dr	4,79,991.00		31,06,016.00 Dr
Mahukheda (LA)	7,49,140.00 Dr	41,19,589.00		48,68,729.00 Dr
Mahupada M.I.	3,42,103.00 Dr	1,94,340.00		5,36,443.00 Dr
Malgaon Chari (Jamda Canal) Km - 6	3,23,65,801.00 Dr			3,23,65,801.00 Dr
Mana Bandhara	2,48,827.00 Dr			2,48,827.00 Dr
Manyadkheda	20,30,082.00 Dr	8,54,589.00		28,84,671.00 Dr
Mhasala	27,54,652.00 Dr	12,68,729.00		40,23,381.00 Dr
Mhasawad	3,996.00 Dr			3,996.00 Dr
Mhasawa M.I Tank	1,91,03,171.00 Dr	99,09,829.00		2,90,13,000.00 Dr
Mhaswa M.I. Tank	13,46,391.00 Dr			13,46,391.00 Dr
Mhaswa - RRR Work	38,81,590.00 Dr			38,81,590.00 Dr
M.I. Abhanpur	2,43,79,342.00 Dr			2,43,79,342.00 Dr
M I Abharipur	1,44,204.00 Dr			1,44,204.00 Dr
M.I. Chaupale	27,648.00 Dr			27,648.00 Dr
M.I. Hinganepada	15,46,283.00 Dr			15,46,283.00 Dr
M.I. Jamshet	16,16,070.00 Dr			16,16,070.00 Dr
M.I. Kabryakhadak	2,42,34,512.00 Dr			2,42,34,512.00 Dr
M.I. Lamkani	6,54,768.00 Dr			6,54,768.00 Dr
M I Nanduri	79,69,507.00 Dr			79,69,507.00 Dr
Minor Irrigation Projects	11,00,75,918.00 Dr			11,00,75,918.00 Dr
Minor Irrigation Other	20,00,000.00 Cr			20,00,000.00 Cr
Minor Irrigation Project	4,81,91,23,872.00 Dr			4,81,91,23,872.00 Dr
M. I. Shirdhane	6,444.00 Dr			6,444.00 Dr
MI Tank Anchale	14,35,933.00 Dr	3,82,051.00		18,17,984.00 Dr
M I Tank Bardipada Dam	1,31,64,140.00 Dr			1,31,64,140.00 Dr
M I Tank - Behed	1,31,77,063.00 Dr	17,17,482.00		1,48,94,545.00 Dr
M I Tank Bhurivel	4,58,31,583.00 Dr			4,58,31,583.00 Dr
MI Tank Burudakhe	4,06,797.00 Dr	3,91,110.00		7,97,907.00 Dr
Mi Tank Deobhane	13,21,609.00 Dr	7,92,867.00		21,14,476.00 Dr
MI Tank Fagane	25,06,244.00 Dr	12,04,000.00		37,10,244.00 Dr
M I Tank Jamlevani	99,36,659.00 Dr			99,36,659.00 Dr
MI Tank Kabryakhadak	1,34,231.00 Dr			1,34,231.00 Dr
MI Tank Khandlay	21,24,131.00 Dr	7,70,239.00		28,94,370.00 Dr
Carried Over	11,64,90,35,613.77 Cr	70,55,39,71,106.00	67,52,51,64,346.73	8,62,02,28,854.50 Cr

continued ...

Particulars	Opening Balance	Transactions		Closing Balance
		Debit	Credit	
Brought Forward	11,64,90,35,613.77 Cr	70,55,39,71,106.00	67,52,51,64,346.73	8,62,02,28,854.50 Cr
MI Tank Kheda	96,710.00 Cr			96,710.00 Cr
M.I. Tank Nimbola	20,72,053.00 Dr			20,72,053.00 Dr
MI Tank Susari Bandhara	8,52,101.00 Dr	2,75,753.00		11,27,854.00 Dr
Mitgaon M.I.	4,45,167.00 Dr	3,87,770.00		8,32,937.00 Dr
Mohali	16,36,497.00 Dr			16,36,497.00 Dr
Morane Bandhara	1,72,518.00 Dr			1,72,518.00 Dr
Mudawad K.T.Weir	2,53,989.00 Dr	15,85,840.00		18,39,829.00 Dr
Mughadhan M.I.	21,26,858.00 Dr	2,90,343.00		24,17,201.00 Dr
Muktainagar Lift Irrigation Scheme	1,61,16,819.00 Dr			1,61,16,819.00 Dr
Mundkheda - 2	3,51,93,259.00 Dr			3,51,93,259.00 Dr
Mundkheda (I.a)	40,73,05,920.00 Dr	64,57,43,278.00	4,23,944.00	1,05,26,25,254.00 Dr
Mundkheda (N)	1,12,70,775.00 Dr	43,23,605.00		1,55,94,380.00 Dr
Nakane	8,69,288.00 Dr	25,89,979.00		34,59,267.00 Dr
Nandarde M.I.	55,03,528.00 Dr	2,97,584.00		58,01,112.00 Dr
Nandwan K.T.	4,28,336.00 Dr	5,27,258.00		9,55,594.00 Dr
Nashirabad(N)	48,70,885.00 Dr	25,38,512.00	3,696.00	74,05,701.00 Dr
Navagaon K.T.	4,77,252.00 Dr	42,273.00		5,19,525.00 Dr
Navali M.I.	5,44,095.00 Dr	3,26,876.00		8,70,971.00 Dr
Nawadane K.T.	4,12,571.00 Dr	4,96,956.00		9,09,527.00 Dr
Nimgul K.T.Weir	3,64,480.00 Dr	2,50,890.00		6,15,370.00 Dr
Nimgul M I	6,91,655.00 Dr	4,79,283.00		11,70,938.00 Dr
Nisardi (LA)	9,56,525.00 Dr			9,56,525.00 Dr
Odhare M I	2,75,18,992.00 Dr			2,75,18,992.00 Dr
Ozar K T Taluka-Pachora	9,62,412.00 Dr			9,62,412.00 Dr
Padalpur M.I.	3,40,779.00 Dr	2,11,181.00		5,51,960.00 Dr
Padaskheda River Linking Project	47,34,000.00 Dr	1,66,13,527.00		2,13,47,527.00 Dr
Padawad K.T.Weir	3,77,709.00 Dr	16,76,547.00		20,54,256.00 Dr
Padmalya-1(I.a)	1,03,32,50,074.00 Dr	1,49,98,25,440.00		2,53,30,75,514.00 Dr
Panghran KT	4,02,675.00 Dr	39,542.00		4,42,217.00 Dr
Pankheda - 3	20,740.00 Dr			20,740.00 Dr
Pawala M.I.	12,02,293.00 Dr	3,68,355.00		15,70,648.00 Dr
Pimpalgaon Hr.	13,31,230.00 Dr	22,41,987.00		35,73,217.00 Dr
Pimpalgaon (W)	28,83,933.00 Dr	5,67,243.00		34,51,176.00 Dr
Pimpalkhotha Bholane	1,05,04,634.00 Dr			1,05,04,634.00 Dr
Pimpalkhotha Bholane	28,54,456.00 Dr			28,54,456.00 Dr
Pimparkhed	5,78,527.00 Dr			5,78,527.00 Dr
Pimparkhed - RRR Work	11,35,895.00 Dr			11,35,895.00 Dr
Pimperkhed	1,66,70,038.00 Dr			1,66,70,038.00 Dr
Pimperkhed -RRR Work	4,45,879.00 Dr			4,45,879.00 Dr
Pimpri	1,12,06,372.00 Dr	7,48,090.00		1,19,54,462.00 Dr
Pimpri Dabhumai - 2	18,88,06,451.00 Dr			18,88,06,451.00 Dr
Pimpri Dambhumai	20,50,35,778.00 Dr	34,40,325.00		20,84,76,103.00 Dr
Pimpri Dambhurni	5,75,89,884.00 Dr			5,75,89,884.00 Dr
Pimpri Da (N)	4,92,843.00 Dr			4,92,843.00 Dr
Pimpri D (La)	2,13,51,390.00 Dr	29,990.00		2,13,81,380.00 Dr
Pimri Dam(I.a)	76,77,344.00 Dr			76,77,344.00 Dr
Primprane M I Tank	14,000.00 Dr			14,000.00 Dr
P.T. Pratappur	51,967.00 Dr			51,967.00 Dr
PT Pratapur	1,29,000.00 Dr			1,29,000.00 Dr
Pumepada	28,18,317.00 Dr			28,18,317.00 Dr
Puramepada M.I.	58,89,278.00 Dr	44,45,281.00		1,03,34,559.00 Dr
Carried Over	11,64,90,35,613.77 Cr	70,55,39,71,106.00	67,52,51,64,346.73	8,62,02,28,854.50 Cr

continued ...

Particulars	Opening Balance	Transactions		Closing Balance
		Debit	Credit	
Brought Forward	11,64,90,35,613.77 Cr	70,55,39,71,106.00	67,52,51,64,346.73	8,62,02,28,854.50 Cr
PurmePada	28,60,767.00 Dr			28,60,767.00 Dr
Rajdehare	2,20,256.00 Dr			2,20,256.00 Dr
Ranipur M.I.	7,03,447.00 Dr			7,03,447.00 Dr
Ranka Nalla	7,33,38,154.00 Dr			7,33,38,154.00 Dr
Ranmala M I	6,49,675.00 Dr			6,49,675.00 Dr
Rayangan K.T.	2,73,353.00 Dr	63,038.00		3,36,391.00 Dr
Rayangan M.I.	16,68,324.00 Dr	11,94,662.00		28,62,986.00 Dr
Revenue Exps on Minor Irrigation Projects	3,87,83,014.00 Dr			3,87,83,014.00 Dr
Rohini M.I.	7,35,903.00 Dr	3,99,507.00		11,35,410.00 Dr
Rozwa M.I.	3,58,334.00 Dr	23,38,763.00		26,97,097.00 Dr
R R R Work	1,848.00 Dr			1,848.00 Dr
Saitale	2,62,306.00 Dr			2,62,306.00 Dr
Salsingi (Bodawad)	6,34,730.00 Dr			6,34,730.00 Dr
Salsingi (Bodwad)	1,01,280.00 Dr	5,29,857.00		6,31,137.00 Dr
Samayojan	26,39,602.00 Dr			26,39,602.00 Dr
Sarevepimpri	10,68,125.00 Dr	23,62,299.00		34,30,424.00 Dr
Sargaon	9,250.00 Dr			9,250.00 Dr
Sarva Pimpri (I.a)	11,06,314.00 Dr			11,06,314.00 Dr
Sarve Bahute River Linking Project	9,19,317.00 Dr			9,19,317.00 Dr
Sarvekhajola	27,55,358.00 Dr	6,87,307.00		34,42,665.00 Dr
Savarkheda[I a)	2,87,724.00 Dr			2,87,724.00 Dr
Sayyad Nagar Bandhara	34,30,158.00 Dr	21,03,153.00		55,33,311.00 Dr
Shahane M.I.	4,26,996.00 Dr	2,15,756.00		6,42,752.00 Dr
Shahpur (LA)	15,84,63,188.00 Dr	27,72,71,513.00		43,57,34,701.00 Dr
Shanimandal M.I.	6,79,026.00 Dr	3,21,165.00		10,00,191.00 Dr
Shelbari M.I.	10,58,439.00 Dr	9,82,941.00		20,41,380.00 Dr
Shendurni	17,06,24,018.00 Dr			17,06,24,018.00 Dr
Shendurni 12 Modve Khurd	11,20,329.00 Dr			11,20,329.00 Dr
Shendurni (I.a)	18,72,62,385.00 Dr	24,60,12,432.00	10,00,000.00	43,22,74,817.00 Dr
Shendurni (N)	8,08,034.00 Dr			8,08,034.00 Dr
Shewade M I	5,74,187.00 Dr	3,81,772.00		9,55,959.00 Dr
SHEWGA	20,43,303.00 Dr	5,34,012.00		25,77,315.00 Dr
Shindhkheda K.T.Weir	3,47,315.00 Dr	4,04,004.00		7,51,319.00 Dr
Shingarkheda	6,63,092.00 Dr			6,63,092.00 Dr
Shirasamani	2,99,405.00 Dr	4,74,957.00		7,74,362.00 Dr
Shirasamani -RRR Work	3,86,870.00 Dr			3,86,870.00 Dr
Shirasmani	1,830.00 Dr			1,830.00 Dr
Shirsamani -RRR Work	23,60,081.00 Dr			23,60,081.00 Dr
Shirsholi (N.A) (L A)	5,11,04,102.00 Dr			5,11,04,102.00 Dr
Shirsoli 1 Nehare	2,86,34,891.00 Dr	17,77,033.00		3,04,11,924.00 Dr
Singaspur M.I.	4,32,242.00 Dr	1,49,177.00		5,81,419.00 Dr
Sonare KT	4,12,147.00 Dr	40,340.00		4,52,487.00 Dr
Sonkhadaki M.I.	9,51,892.00 Dr	3,57,352.00		13,09,244.00 Dr
Special Repairs To Sosari Bhandhara D.P.D.C. Work	13,59,982.00 Dr			13,59,982.00 Dr
Sukeshwar	18,47,178.00 Dr			18,47,178.00 Dr
Sulipada M.I	18,68,530.00 Dr			18,68,530.00 Dr
Sundarde Bandhara	1,29,362.00 Dr			1,29,362.00 Dr
Susuri M.I. Tank	79,45,622.00 Dr			79,45,622.00 Dr
Taloda	3,27,939.00 Dr			3,27,939.00 Dr
Thanepada M.I.	10,57,785.00 Dr	3,66,201.00		14,23,986.00 Dr
Umarani M.I.	2,08,842.00 Dr			2,08,842.00 Dr
Carried Over	11,64,90,35,613.77 Cr	70,55,39,71,106.00	67,52,51,64,346.73	8,62,02,28,854.50 Cr

continued ...

Particulars	Opening Balance	Transactions		Closing Balance
		Debit	Credit	
Brought Forward	11,64,90,35,613.77 Cr	70,55,39,71,106.00	67,52,51,64,346.73	8,62,02,28,854.50 Cr
Umarde (I.a)	21,82,150.00 Dr	5,19,735.00		27,01,885.00 Dr
Umarde(N)	3,06,646.00 Dr			3,06,646.00 Dr
Valthan (L.A)	12,00,105.00 Dr	27,81,365.00		39,81,470.00 Dr
Vanegaon Rajuri	1,14,63,597.00 Dr			1,14,63,597.00 Dr
Vanegaon(Ra) (N)	13,69,302.00 Dr			13,69,302.00 Dr
Varkhede K.T.Weir	2,26,727.00 Dr	5,82,116.00		8,08,843.00 Dr
Varsa 2	15,440.00 Dr			15,440.00 Dr
Vasadara M.I	4,71,984.00 Dr	3,14,656.00		7,86,640.00 Dr
Vikharan M.I.	4,93,321.00 Dr	32,56,143.00		37,49,464.00 Dr
Viner(I.a)	34,91,206.00 Dr			34,91,206.00 Dr
Visarwadi M.I.	1,44,206.00 Dr	4,43,030.00		5,87,236.00 Dr
Vitner	14,15,598.00 Dr	8,54,589.00		22,70,187.00 Dr
Vitner - 2	5,80,06,031.00 Dr	2,14,87,994.00		7,94,94,025.00 Dr
Vitner - II	2,96,85,783.00 Dr			2,96,85,783.00 Dr
Vitner(I.a)	1,60,37,913.00 Dr	2,000.00		1,60,39,913.00 Dr
Vitner(N)	9,709.00 Dr	6,182.00		15,891.00 Dr
Wadi - 2	3,750.00 Dr			3,750.00 Dr
Wadi - II	24,58,766.00 Dr			24,58,766.00 Dr
Wadi M.I.	7,43,952.00 Dr	6,83,468.00		14,27,420.00 Dr
Wadi Waghari	19,26,086.00 Dr			19,26,086.00 Dr
Waghadi	4,66,220.00 Dr			4,66,220.00 Dr
Waghala - 1	3,88,551.00 Dr			3,88,551.00 Dr
Wakwad M.I.	20,16,201.00 Dr	5,34,075.00		25,50,276.00 Dr
Walkheda K.T	95,406.00 Dr			95,406.00 Dr
War Bandhara	1,85,202.00 Dr			1,85,202.00 Dr
War K.T.	1,02,806.00 Dr	4,12,021.00		5,14,827.00 Dr
Wasdara M.I	1,86,432.00 Dr			1,86,432.00 Dr
Zotwade K.T.Weir	3,62,956.00 Dr	4,44,089.00		8,07,045.00 Dr
Arsus K T	3,62,000.00 Dr			3,62,000.00 Dr
Asus M I Tank	4,60,000.00 Dr			4,60,000.00 Dr
Atalgaon	24,68,72,670.00 Dr	7,80,822.00		24,76,53,492.00 Dr
Bahadarpur K.T.	50,13,203.00 Dr			50,13,203.00 Dr
Bahula Minor Project	8,43,990.00 Dr			8,43,990.00 Dr
Bangaon	11,63,04,376.00 Dr	16,18,826.00		11,79,23,202.00 Dr
Bhalgaon	11,20,78,126.00 Dr	4,95,496.00		11,25,73,622.00 Dr
Bhamarkheda	62,000.00 Dr			62,000.00 Dr
Biladi M.I. Tank	11,84,93,507.00 Dr	21,81,516.00		12,06,75,023.00 Dr
Bola	5,56,731.00 Dr			5,56,731.00 Dr
Bole - RRR Work	14,30,074.00 Dr	12,28,005.00		26,58,079.00 Dr
Borkheda - 1 (Chalisgaon)	42,30,938.00 Dr			42,30,938.00 Dr
Chinchkheda Bandhara	24,31,136.00 Dr	24,907.00		24,56,043.00 Dr
Chirda M I Tank	22,57,53,111.00 Dr			22,57,53,111.00 Dr
Chitegaon	10,90,86,974.00 Dr	10,692.00		10,90,97,666.00 Dr
Choupada M I Tank	1,46,80,067.00 Dr			1,46,80,067.00 Dr
Daregaon	25,83,506.00 Cr			25,83,506.00 Cr
Deoli Bhoras	1,43,10,415.00 Dr	3,71,355.00		1,46,81,770.00 Dr
Deolipada M I Tank	2,20,76,241.00 Dr	9,56,591.00		2,30,32,832.00 Dr
Devvari	17,23,96,498.00 Dr	69,75,546.00		17,93,72,044.00 Dr
Dhanoli M.I. Tank	2,18,76,722.00 Dr		9,377.00	2,18,67,345.00 Dr
Dhanpur M I Tank	19,35,47,074.00 Dr	19,42,685.00		19,54,89,759.00 Dr
Dhanwad	31,18,68,481.00 Dr	26,72,70,539.00		57,91,39,020.00 Dr
Carried Over	11,64,90,35,613.77 Cr	70,55,39,71,106.00	67,52,51,64,346.73	8,62,02,28,854.50 Cr

continued ...

Particulars	Opening Balance	Transactions		Closing Balance
		Debit	Credit	
Brought Forward	11,64,90,35,613.77 Cr	70,55,39,71,106.00	67,52,51,64,346.73	8,62,02,28,854.50 Cr
Dharangaon	27,120.00 Dr			27,120.00 Dr
Dhayane	10,74,83,849.00 Dr			10,74,83,849.00 Dr
Dhong M I Tank	1,15,99,114.00 Dr			1,15,99,114.00 Dr
Dhormad	15,06,618.00 Dr			15,06,618.00 Dr
Dighi - 2	84,93,260.00 Dr	1,91,642.00		86,84,902.00 Dr
Dighi - 3	34,49,02,038.00 Dr	50,07,90,136.00		84,56,92,174.00 Dr
Dongaon (Yawal)	1,56,000.00 Dr	8,12,247.00		9,68,247.00 Dr
Ext Panzara	1,69,57,665.00 Dr			1,69,57,665.00 Dr
Fagane	2,21,39,654.00 Dr			2,21,39,654.00 Dr
Flood Protection Wall @ Mubarakpur	28,14,310.00 Dr			28,14,310.00 Dr
Galan - 2	72,31,002.00 Dr	48,12,515.00		1,20,43,517.00 Dr
Gangapuri	1,05,82,888.00 Dr	9,39,534.00		1,15,22,422.00 Dr
Gangapur P.T.	15,33,943.00 Dr			15,33,943.00 Dr
Ghodaasgaon	73,22,702.00 Dr			73,22,702.00 Dr
Ghotane M I Tank	15,23,343.00 Dr			15,23,343.00 Dr
Gogadi Nala	3,49,38,484.00 Dr	1,39,50,155.00		4,88,88,639.00 Dr
Gondkhed - 2	5,49,76,340.00 Dr	80,46,856.00		6,30,23,196.00 Dr
Handya Kundaya	2,48,075.00 Dr	8,24,68,462.00		8,27,16,537.00 Dr
Harimahu M I Tank	3,04,40,072.00 Dr	42,09,953.00		3,46,50,025.00 Dr
Haripura	51,48,05,809.00 Dr	1,31,46,937.00		52,79,52,746.00 Dr
Hatgaon - 2	25,09,46,129.00 Dr			25,09,46,129.00 Dr
Hingonesim K.T.	12,33,416.00 Dr			12,33,416.00 Dr
Hiverkheda Minor Project	38,18,213.00 Dr	5,94,380.00		44,12,593.00 Dr
Ichhagavan M I Tank	10,45,71,474.00 Dr	3,90,33,892.00		14,36,05,366.00 Dr
Jamdi	8,06,87,561.00 Dr	6,04,82,210.00		14,11,69,771.00 Dr
Jamlewani M.I. Tank	1,34,74,752.00 Dr			1,34,74,752.00 Dr
Jangipura (Jamner)	9,61,139.00 Dr			9,61,139.00 Dr
Jondhalkheda	8,83,03,467.00 Dr	33,69,676.00		9,16,73,143.00 Dr
Junona Minor Project	19,41,118.00 Dr			19,41,118.00 Dr
Juwardi River Linking Project	2,78,99,326.00 Dr			2,78,99,326.00 Dr
Kajgaon	1,37,04,702.00 Dr	3,42,021.00		1,40,46,723.00 Dr
Khadkesim	51,27,460.00 Dr	11,70,353.00		62,97,813.00 Dr
Khede	4,04,25,420.00 Dr			4,04,25,420.00 Dr
Khole	3,84,709.00 Dr			3,84,709.00 Dr
Kholsar	17,28,84,574.00 Dr			17,28,84,574.00 Dr
Kotgaon	12,02,83,783.00 Dr			12,02,83,783.00 Dr
Krishnapuri	1,12,53,710.00 Dr			1,12,53,710.00 Dr
Krushnapuri - RRR Work	15,72,888.00 Dr			15,72,888.00 Dr
KT Bhodgaon	7,19,867.00 Dr			7,19,867.00 Dr
KT Chandwel	69,878.00 Dr			69,878.00 Dr
KT Chhadwel	3,54,33,537.00 Dr			3,54,33,537.00 Dr
KT Dhamgaon	8,11,489.00 Dr			8,11,489.00 Dr
KT Dhondawad	53,130.00 Dr			53,130.00 Dr
KT Dondawad	2,01,281.00 Dr			2,01,281.00 Dr
KT Kusumba	1,350.00 Dr			1,350.00 Dr
KT Morane	7,65,760.00 Dr			7,65,760.00 Dr
KT Nimgul	1,67,49,561.00 Dr			1,67,49,561.00 Dr
KT Pawankhuti	13,47,67,790.00 Dr			13,47,67,790.00 Dr
KTSB Khairkhunti	4,39,640.00 Dr			4,39,640.00 Dr
KT War	90,638.00 Dr			90,638.00 Dr
K T Ware Asus	23,56,671.00 Dr			23,56,671.00 Dr
Carried Over	11,64,90,35,613.77 Cr	70,55,39,71,106.00	67,52,51,64,346.73	8,62,02,28,854.50 Cr

continued ...

Particulars	Opening Balance	Transactions		Closing Balance
		Debit	Credit	
Brought Forward	11,64,90,35,613.77 Cr	70,55,39,71,106.00	67,52,51,64,346.73	8,62,02,28,854.50 Cr
KTW Asus	34,69,968.00 Dr			34,69,968.00 Dr
KT Weir Nandwan	22,96,652.00 Dr			22,96,652.00 Dr
Kulthe Shelbari	41,91,981.00 Dr			41,91,981.00 Dr
Kurha	28,22,05,829.00 Dr	9,45,21,443.00		37,67,27,272.00 Dr
Lamanjan	67,92,186.00 Dr			67,92,186.00 Dr
LIS Zendejan	7,64,668.00 Dr			7,64,668.00 Dr
Mahupada M I Tank	4,84,510.00 Dr			4,84,510.00 Dr
Malan River	2,490.00 Dr			2,490.00 Dr
Mandal	4,64,49,604.00 Dr			4,64,49,604.00 Dr
Manyad Chari	49,385.00 Dr			49,385.00 Dr
Matran Nalla	11,18,97,206.00 Dr	2,81,117.00		11,21,78,323.00 Dr
Mendhipada M I Tank	2,08,76,289.00 Dr			2,08,76,289.00 Dr
M I Behed	5,11,95,468.00 Dr			5,11,95,468.00 Dr
M I Boradi	15,15,987.00 Dr			15,15,987.00 Dr
M I Jalod	13,13,058.00 Dr			13,13,058.00 Dr
M I Rajderwadi	11,56,677.00 Dr			11,56,677.00 Dr
M I Shahane	88,818.00 Dr			88,818.00 Dr
M I Shewali	8,76,425.00 Dr			8,76,425.00 Dr
M I Susari	1,17,28,772.00 Dr			1,17,28,772.00 Dr
MI Tank Dasane	1,36,16,418.00 Dr			1,36,16,418.00 Dr
M I Tank Khamkheda	10,39,465.00 Dr	13,68,300.00		24,07,765.00 Dr
M I Tank Mahalpatne	44,14,898.00 Dr			44,14,898.00 Dr
MI Tank Mandal	2,24,29,355.00 Dr	15,40,517.00		2,39,69,872.00 Dr
M I Tank Nanduri	1,00,07,440.00 Dr			1,00,07,440.00 Dr
M I Tank - Shirdhane	28,94,443.00 Dr	33,40,555.00		62,34,998.00 Dr
Mohadi	34,44,722.00 Dr	5,64,529.00		40,09,251.00 Dr
Mondhale Minor Project	30,92,422.00 Dr	1,07,863.00		32,00,285.00 Dr
Moykheda Digar	23,42,258.00 Dr	3,65,193.00		27,07,451.00 Dr
Mukti	76,23,069.00 Dr			76,23,069.00 Dr
Mundkheda	1,02,55,39,378.00 Dr			1,02,55,39,378.00 Dr
Nambhadhama	2,93,11,968.00 Dr	21,94,394.00		3,15,06,362.00 Dr
Nandgaon K T Weir	30,81,212.00 Dr			30,81,212.00 Dr
Nashirabad Lift Irrigation	17,98,89,938.00 Dr		3,72,420.00	17,95,17,518.00 Dr
Nimbadevi	4,05,83,611.00 Dr	46,88,425.00		4,52,72,036.00 Dr
Nimdya	7,96,673.00 Dr	16,64,008.00		24,60,681.00 Dr
Nirul	15,07,729.00 Dr			15,07,729.00 Dr
Nisardi - R R R Work	11,82,424.00 Dr	24,59,171.00		36,41,595.00 Dr
Odhare	36,12,66,252.00 Dr	5,69,34,578.00		41,82,00,830.00 Dr
Padmalaya	44,28,00,837.00 Dr	8,44,724.00		44,36,45,561.00 Dr
Palaskheda (Jalchakra)	47,50,360.00 Dr			47,50,360.00 Dr
Panbara M I Tank	21,27,34,033.00 Dr			21,27,34,033.00 Dr
Panzara River Gavali Wada	24,14,628.00 Dr			24,14,628.00 Dr
Pasardi	1,09,20,739.00 Dr	4,91,182.00		1,14,11,921.00 Dr
Pathrad	1,212.00 Cr	1,21,31,944.00		1,21,30,732.00 Dr
Pimpalgaon Wakod	7,54,811.00 Dr			7,54,811.00 Dr
Pimparkheda	5,58,950.00 Dr			5,58,950.00 Dr
Pimpri Umberhole	38,00,196.00 Dr			38,00,196.00 Dr
Rampur M I Tank	9,19,04,747.00 Dr			9,19,04,747.00 Dr
Ranamala	9,63,54,243.00 Dr			9,63,54,243.00 Dr
Ranipur	16,79,404.00 Dr			16,79,404.00 Dr
Ranka Nalla M I Tank	4,18,36,645.00 Dr			4,18,36,645.00 Dr
Carried Over	11,64,90,35,613.77 Cr	70,55,39,71,106.00	67,52,51,64,346.73	8,62,02,28,854.50 Cr

continued ...

Particulars	Opening Balance	Transactions		Closing Balance
		Debit	Credit	
Brought Forward	11,64,90,35,613.77 Cr	70,55,39,71,106.00	67,52,51,64,346.73	8,62,02,28,854.50 Cr
Rapapur M I Tank	24,67,10,353.00 Dr	25,00,000.00		24,92,10,353.00 Dr
Rawucha Deo	29,55,598.00 Dr			29,55,598.00 Dr
Rayangan M I Tank	8,16,327.00 Dr			8,16,327.00 Dr
R R R Works	25,67,777.00 Dr			25,67,777.00 Dr
Saatgaav Minor Project	15,89,340.00 Dr			15,89,340.00 Dr
Saewakhajola	1,81,182.00 Dr			1,81,182.00 Dr
Sarwakhajola	86,38,142.00 Dr	11,07,545.00		97,45,687.00 Dr
Sarwa Pimpri	41,33,822.00 Dr			41,33,822.00 Dr
Savarkhede RRR Work	44,89,190.00 Dr	7,65,236.00		52,54,426.00 Dr
Sawarkheda	1,12,46,098.00 Dr			1,12,46,098.00 Dr
Shirsoli 2 Naygaon	3,84,58,632.00 Dr	32,99,620.00		4,17,58,252.00 Dr
Sonkhadi M I Tank	14,36,927.00 Dr			14,36,927.00 Dr
S.T. Shendurni	6,74,57,924.00 Dr			6,74,57,924.00 Dr
Sur	88,79,05,331.00 Dr	54,86,570.00	13,04,967.00	89,20,86,934.00 Dr
Susari M I Tank	9,69,10,030.00 Dr	1,58,84,168.00		11,27,94,198.00 Dr
Titur	1,17,480.00 Dr			1,17,480.00 Dr
Umarde	50,18,611.00 Dr			50,18,611.00 Dr
Vadri	4,41,40,713.00 Dr	32,46,842.00		4,73,87,555.00 Dr
Valthan	26,06,738.00 Dr	17,69,198.00		43,75,936.00 Dr
Vanegaon (R)	83,34,103.00 Dr	22,43,928.00		1,05,78,031.00 Dr
Vehelgaon Borade	2,35,271.00 Dr			2,35,271.00 Dr
Velhale Minor Project	59,29,542.00 Dr	10,93,293.00		70,22,835.00 Dr
Visarwadi M I Tank	1,46,86,866.00 Dr			1,46,86,866.00 Dr
Wadi Shewale	73,24,298.00 Cr			73,24,298.00 Cr
Waghali	1,81,13,099.00 Dr	3,55,970.00		1,84,69,069.00 Dr
Walthan	82,78,202.00 Dr			82,78,202.00 Dr
Ardi	50,54,411.00 Dr	11,86,770.00		62,41,181.00 Dr
Bhagdara	20,73,099.00 Dr	4,51,705.00		25,24,804.00 Dr
Bilwadi	65,98,423.00 Dr	5,60,512.00		71,58,935.00 Dr
Capital Outlay on Minor Irrigation	1,15,44,109.00 Dr	11,43,700.00		1,26,87,809.00 Dr
Chilgaon	41,20,697.00 Dr	4,41,228.00		45,61,925.00 Dr
Garkheda	1,03,23,972.00 Dr	3,12,364.00		1,06,36,336.00 Dr
Godri	71,61,274.00 Dr	5,04,288.00		76,65,562.00 Dr
Hatgaon - 1	3,03,86,066.00 Dr	3,95,917.00		3,07,81,983.00 Dr
Kang	74,44,00,237.00 Dr	52,36,42,799.00		1,26,80,43,036.00 Dr
Khandala	23,51,421.00 Dr			23,51,421.00 Dr
Lahasar	39,75,676.00 Dr	5,32,914.00		45,08,590.00 Dr
Malpimpri	89,11,998.00 Dr	18,39,278.00		1,07,51,276.00 Dr
Nesu M I Tank	21,87,38,496.00 Dr	2,31,88,078.00		24,19,26,574.00 Dr
Satgaon	51,10,404.00 Dr	2,27,297.00		53,37,701.00 Dr
Survey Works	12,74,02,541.00 Dr			12,74,02,541.00 Dr
Waghala - 2	7,24,777.00 Dr	13,01,452.00		20,26,229.00 Dr
Wakadi	10,03,03,599.00 Dr	6,26,71,458.00		16,29,75,057.00 Dr
Medium Irrigation Projects	53,96,18,60,845.20 Dr	6,15,82,13,729.00	8,42,03,580.00	60,03,58,70,994.20 Dr
Abhora Medium Projects	1,45,653.00 Dr			1,45,653.00 Dr
Aner Canal Extention Teil Canal	6,000.00 Dr			6,000.00 Dr
Anjani Medium Project - 1	9,05,78,894.00 Dr			9,05,78,894.00 Dr
Buri Medium Project	5,55,417.00 Dr			5,55,417.00 Dr
Dhaigaon Bandhara	49,28,681.00 Dr			49,28,681.00 Dr
Hatnur Dam		11,74,48,927.00		11,74,48,927.00 Dr
Kalamsara Medium Project	23,54,711.00 Dr			23,54,711.00 Dr
Carried Over	11,64,90,35,613.77 Cr	70,55,39,71,106.00	67,52,51,64,346.73	8,62,02,28,854.50 Cr

continued ...

Particulars	Opening Balance	Transactions		Closing Balance
		Debit	Credit	
Brought Forward	11,64,90,35,613.77 Cr	70,55,39,71,106.00	67,52,51,64,346.73	8,62,02,28,854.50 Cr
Panzara Main Canal	2,08,25,259.00 Dr			2,08,25,259.00 Dr
Rayangon	18,26,870.00 Dr			18,26,870.00 Dr
Sulwade Barraige Medium Project		16,38,461.00		16,38,461.00 Dr
Surwade Barraige Medium Project	73,06,397.00 Dr			73,06,397.00 Dr
Aganavati Medium Project	38,84,682.00 Dr			38,84,682.00 Dr
Agnawati Project	53,012.00 Dr			53,012.00 Dr
Ajnad Barrage	2,445.00 Dr			2,445.00 Dr
Akkalpada	1,79,942.00 Dr			1,79,942.00 Dr
Amaravati Medium Project	32,27,276.00 Dr	3,03,751.00		35,31,027.00 Dr
Aner	6,35,89,800.00 Dr	1,03,66,354.00		7,39,56,154.00 Dr
Aner Canal Extension Tail Channel	1,60,14,128.00 Dr			1,60,14,128.00 Dr
Aner - Repairs of Radial Gates	2,41,08,836.00 Dr			2,41,08,836.00 Dr
Anjani Resettlement / Rehabilition	84.00 Dr			84.00 Dr
Badarkha Medium Irrigation Project	18,30,638.00 Dr	3,18,666.00		21,49,304.00 Dr
Bhatiya Nalla Medium Project	4,92,041.00 Dr			4,92,041.00 Dr
Bilwadi Medium Project	6,08,138.00 Dr			6,08,138.00 Dr
Construction of Jamkhedi Medium Project	78,27,29,061.00 Dr	6,63,314.00		78,33,92,375.00 Dr
Construction Sulwale Jamphal Kanoli	1,33,77,65,263.00 Dr	1,86,12,07,841.00		3,19,89,73,104.00 Dr
Dehali Medium Project	74,09,16,951.00 Dr	50,00,000.00		74,59,16,951.00 Dr
Dhaigaon Bhandhara	13,84,395.00 Dr			13,84,395.00 Dr
Dhiagaon Bandhara	2,17,50,583.00 Dr			2,17,50,583.00 Dr
Feeder Chanal Bahute Sarve Nalla	3,63,750.00 Dr			3,63,750.00 Dr
Feeder Chanal From Vardi Nalla Bandhara	4,36,111.00 Dr			4,36,111.00 Dr
Garkheda Medium Project	30,35,874.00 Dr			30,35,874.00 Dr
Girna Medium Project	36,31,434.00 Dr			36,31,434.00 Dr
Girna Medium Project,Bhadgaon	1,55,49,826.00 Dr			1,55,49,826.00 Dr
Girna Medium Project,Chalisingaon	9,56,00,073.00 Dr			9,56,00,073.00 Dr
Haranbari Medium Project (Extn & Impro)	19,77,044.00 Dr			19,77,044.00 Dr
Hatgaon	3,98,00,000.00 Dr			3,98,00,000.00 Dr
Hatgaon M I Tank	2,59,44,168.00 Dr			2,59,44,168.00 Dr
Jalagruti	1,86,665.00 Dr			1,86,665.00 Dr
Jamkhedi	10,17,650.00 Dr	14,84,917.00		25,02,567.00 Dr
Jamkhedi Medium Project	21,22,38,065.00 Dr			21,22,38,065.00 Dr
Kalamsara Medium Project	36,04,126.00 Dr	16,32,382.00		52,36,508.00 Dr
Kamanitanda	1,18,26,000.00 Dr			1,18,26,000.00 Dr
Kamani Tanda (LA)	76,71,11,517.00 Dr	33,98,78,981.00	1,42,475.00	1,10,68,48,023.00 Dr
Kamanitanda (N)	2,75,32,581.00 Dr	38,10,088.00		3,13,42,669.00 Dr
Kankraj	19,19,165.00 Dr	11,93,932.00		31,13,097.00 Dr
Kanoli	59,87,624.00 Dr	72,42,110.00		1,32,29,734.00 Dr
Karvadh Medium Project	64,79,969.00 Dr	27,38,115.00		92,18,084.00 Dr
Karvadh Medium Project	6,32,52,061.00 Dr			6,32,52,061.00 Dr
Karwand	1,14,31,481.00 Dr	19,21,832.00		1,33,53,313.00 Dr
Khadkasim Tal - Erandol	8,877.00 Dr			8,877.00 Dr
Kohle Medium Project	38,360.00 Dr			38,360.00 Dr
K.T.S.B. Vehergaon	16,01,992.00 Dr			16,01,992.00 Dr
Kunzar - 2 Medium Project	73,452.00 Dr			73,452.00 Dr
Kurha Tank	3,65,93,400.00 Dr			3,65,93,400.00 Dr
L I Scheme Varangaon Talwel	1,18,305.00 Dr			1,18,305.00 Dr
Lohara Chinchati Medium Project	2,14,350.00 Dr			2,14,350.00 Dr
Lower Panzara Medium Project	4,02,14,36,118.00 Dr			4,02,14,36,118.00 Dr
Lower Tapi - Hatnur	35,28,73,168.00 Dr			35,28,73,168.00 Dr
Carried Over	11,64,90,35,613.77 Cr	70,55,39,71,106.00	67,52,51,64,346.73	8,62,02,28,854.50 Cr

continued ...

Particulars	Opening Balance	Transactions		Closing Balance
		Debit	Credit	
Brought Forward	11,64,90,35,613.77 Cr	70,55,39,71,106.00	67,52,51,64,346.73	8,62,02,28,854.50 Cr
Malangaon Medium Project	42,51,349.00 Dr	15,57,448.00		58,08,797.00 Dr
Malegaon Chari (Jamda Canal)	14,596.00 Dr			14,596.00 Dr
Manikpunj	2,40,09,499.00 Dr			2,40,09,499.00 Dr
Matran Nalla Medium Project	1,19,43,620.00 Dr			1,19,43,620.00 Dr
Medium Irrigation -Others	32,15,209.00 Cr			32,15,209.00 Cr
Medium Irrigation Project in Progress	3,08,33,314.00 Dr			3,08,33,314.00 Dr
Medium Project	3,20,510.00 Dr			3,20,510.00 Dr
Meri Nashik	1,99,325.00 Dr			1,99,325.00 Dr
M. I. Nimgul	98,704.00 Dr			98,704.00 Dr
M.I Sarwa to Wadi - II Feeder Channel	3,14,000.00 Dr			3,14,000.00 Dr
Moykheda Digar Medium Project	5,28,662.00 Dr			5,28,662.00 Dr
Nagan Medium Project	3,44,35,286.00 Dr	31,30,437.00		3,75,65,723.00 Dr
Nagasakia Medium Project	15,70,218.00 Dr			15,70,218.00 Dr
Padmalaya M I Tank	5,45,860.00 Dr			5,45,860.00 Dr
Padmalaya (N)	1,35,13,396.00 Dr	80,57,808.00		2,15,71,204.00 Dr
Panzara Medium Projects	27,25,420.00 Cr			27,25,420.00 Cr
Patharad	2,97,020.00 Dr	3,25,628.00		6,22,648.00 Dr
Pazan Medium Project	7,62,67,060.00 Dr			7,62,67,060.00 Dr
Pimplekotha Bholane	33,90,101.00 Dr	4,74,957.00		38,65,058.00 Dr
Prakasha Bararaige Medium Project	1,70,71,663.00 Dr	34,89,290.00		2,05,60,953.00 Dr
Purmepada Project	5,14,021.00 Dr			5,14,021.00 Dr
Rangavali Medium Project	4,00,471.00 Dr			4,00,471.00 Dr
Rauchadeo Heightrising Survey	24,751.00 Dr			24,751.00 Dr
River Linking Project	8,10,000.00 Cr			8,10,000.00 Cr
Sarvenala (River Linking)	9,25,825.00 Dr			9,25,825.00 Dr
Safegaon Medium Project	34,129.00 Dr			34,129.00 Dr
Sevan Barrage on Girna River	37,73,798.00 Dr			37,73,798.00 Dr
Seven Barrage on Girna River	1,48,37,881.00 Dr			1,48,37,881.00 Dr
Shahpur	1,50,13,971.00 Dr	78,63,115.00		2,28,77,086.00 Dr
Shirasmani River Linking	3,16,13,126.00 Dr			3,16,13,126.00 Dr
Shivam Medium Project	62,469.00 Dr			62,469.00 Dr
Sirsoli Nala	64,930.00 Dr			64,930.00 Dr
Sonwad Medium Project	6,33,05,468.00 Dr	85,96,177.00		7,19,01,645.00 Dr
Sukkhi Medium Project	74,357.00 Dr			74,357.00 Dr
Sulwade Barrage Medium Project	73,83,36,991.00 Dr			73,83,36,991.00 Dr
Sulwade to Jamphal	70,47,97,376.00 Dr			70,47,97,376.00 Dr
Survey Work of Narmada Besin	10,31,61,119.00 Dr			10,31,61,119.00 Dr
Talwel Project	7,13,221.00 Dr			7,13,221.00 Dr
Wadi Shevadi Medium Medium Project	1,18,04,66,177.00 Dr			1,18,04,66,177.00 Dr
Waghur Medium Project	2,40,80,182.00 Dr	84,43,431.00		3,25,23,613.00 Dr
Walthan Medium Project	2,47,669.00 Dr			2,47,669.00 Dr
Amarawati Project	1,51,33,506.00 Dr	1,03,16,894.00		2,54,50,400.00 Dr
Amravati Medium Project	26,05,43,692.00 Dr	41,22,841.00		26,46,66,533.00 Dr
Aner Canal Extension	4,51,87,260.00 Dr			4,51,87,260.00 Dr
Anjani Medium Project	1,60,19,41,182.00 Dr	74,57,44,420.00	8,40,61,105.00	2,26,36,24,497.00 Dr
Bori Medium Project	8,88,38,195.00 Dr	14,740.00		8,88,52,935.00 Dr
Bori Project	5,95,89,164.00 Dr	3,50,82,346.00		9,46,71,510.00 Dr
Dara Medium Project	77,32,48,871.00 Dr	99,94,834.00		78,32,43,705.00 Dr
Extn of Karwad R B Canal	82,62,579.00 Dr			82,62,579.00 Dr
Gomai Medium Project	26,46,678.00 Dr			26,46,678.00 Dr
Haranbari Medium Project	7,75,26,577.00 Dr	1,42,12,084.00		9,17,38,661.00 Dr
Carried Over	11,64,90,35,613.77 Cr	70,55,39,71,106.00	67,52,51,64,346.73	8,62,02,28,854.50 Cr

continued ...

Particulars	Opening Balance	Transactions		Closing Balance
		Debit	Credit	
Brought Forward	11,64,90,35,613.77 Cr	70,55,39,71,106.00	67,52,51,64,346.73	8,62,02,28,854.50 Cr
Hivra Medium Project	3,57,63,489.00 Dr	26,03,179.00		3,83,66,668.00 Dr
Hiwara Medium Project	76,09,319.00 Dr			76,09,319.00 Dr
Jamda Bandhara	4,59,91,950.00 Dr			4,59,91,950.00 Dr
Kamani Tanda Medium Project	73,39,92,101.00 Dr			73,39,92,101.00 Dr
Kapileshwar Temple Wall	4,61,907.00 Dr			4,61,907.00 Dr
Kelzar Medium Project (Ext & Improv)	3,01,43,399.00 Dr			3,01,43,399.00 Dr
Kordi Medium Project	1,45,32,60,024.50 Dr	1,63,33,075.00		1,46,95,93,099.50 Dr
Kulthe	65,57,456.00 Dr			65,57,456.00 Dr
Lower Panzara Project	74,17,70,016.00 Dr	10,57,33,662.00		84,75,03,678.00 Dr
Manglur Medium Project	2,08,91,321.00 Dr			2,08,91,321.00 Dr
Mangrul Medium Project	3,71,02,790.00 Dr	12,10,816.00		3,83,13,606.00 Dr
Manikpunj Medium Project	93,68,48,332.00 Dr	11,40,87,255.00		1,05,09,35,587.00 Dr
Manjarpada - 2	8,87,568.00 Dr			8,87,568.00 Dr
Manyad	3,21,91,831.00 Dr			3,21,91,831.00 Dr
M. I. Tank Bhagu	2,50,57,104.00 Dr			2,50,57,104.00 Dr
Nagan Project	67,35,27,630.00 Dr	26,20,113.00		67,61,47,743.00 Dr
Nagyasakya Medium Project	66,51,395.00 Dr	27,53,434.00		94,04,829.00 Dr
Nar Par Project	6,68,64,819.00 Dr	1,80,97,151.00		8,49,61,970.00 Dr
Padmalaya - 2 Lift Irrigation	94,37,27,873.00 Dr			94,37,27,873.00 Dr
Prakasha Barrage Medium Project	1,02,21,41,752.00 Dr			1,02,21,41,752.00 Dr
Prakasha Burai Lift Medium Project	50,95,64,324.00 Dr	8,85,68,126.00		59,81,32,450.00 Dr
Rangawali Medium Project	1,24,69,126.00 Dr	31,60,832.00		1,56,29,958.00 Dr
River Linking Project - Wasdara to Vavad	1,69,08,367.00 Dr			1,69,08,367.00 Dr
Sarangkheda Medium Project	1,35,24,87,168.00 Dr	34,04,917.00		1,35,58,92,085.00 Dr
Sarangkheda Project	6,84,17,141.00 Dr	6,52,01,587.00		13,36,18,728.00 Dr
Shahapur	19,67,34,511.00 Dr			19,67,34,511.00 Dr
Shelgaon Barrage Medium Project	8,95,66,57,947.00 Dr	92,37,43,400.00		9,88,04,01,347.00 Dr
Shewadi (Wadi) Project	58,60,59,093.00 Dr			58,60,59,093.00 Dr
Shivan Medium Project	58,13,28,829.00 Dr	55,66,649.00		58,68,95,478.00 Dr
Sonwad Project	39,12,234.00 Dr	3,92,580.00		43,04,814.00 Dr
Suki Medium Project	3,58,72,286.00 Dr	54,62,403.00		4,13,34,689.00 Dr
Sulwade Project	7,88,79,519.00 Dr	39,39,941.00		8,28,19,460.00 Dr
Talwade Bhamer (Ext & Improv)	25,48,17,094.00 Dr	1,84,99,833.00		27,33,16,927.00 Dr
Vanjarpada - 2	26,316.00 Cr			26,316.00 Cr
Vanjulpani Project	1,20,26,464.00 Dr			1,20,26,464.00 Dr
Varkheda Londe Medium Project	9,00,80,092.00 Dr	87,00,790.00		9,87,80,882.00 Dr
Varkhede Londhe Barrage	4,06,40,44,939.00 Dr	2,99,93,377.00		4,09,40,38,316.00 Dr
Vatoli Nalla	1,02,96,225.00 Dr			1,02,96,225.00 Dr
Wadishewadi Project	36,19,95,043.00 Dr	43,42,98,536.00		79,62,93,579.00 Dr
Abhora Medium Project	2,57,46,492.00 Dr	4,19,746.00		2,61,66,238.00 Dr
Akkalpada Project	37,27,16,390.00 Dr			37,27,16,390.00 Dr
Bahula Medium Project	42,81,04,230.00 Dr	4,25,71,108.00		47,06,75,338.00 Dr
Bhokarbari Medium Project	1,74,75,953.00 Dr	6,335.00		1,74,82,288.00 Dr
Dehali Project	1,44,31,23,556.00 Dr	65,26,729.00		1,44,96,50,285.00 Dr
Gul Medium Project	75,17,64,383.00 Dr	7,77,13,885.00		82,94,78,268.00 Dr
Kunzar - 2	80,82,101.00 Dr	3,71,355.00		84,53,456.00 Dr
Mor Medium Project	24,02,35,648.00 Dr	86,02,033.00		24,88,37,681.00 Dr
Muktainagar L.I.S	4,51,64,622.00 Dr	44,33,260.00		4,95,97,882.00 Dr
Panzan Medium Project	3,68,04,038.00 Dr			3,68,04,038.00 Dr
Panzan Project	6,46,13,425.00 Dr	47,58,034.00		6,93,71,459.00 Dr
Sunasgaon	56,44,59,520.00 Dr	27,89,97,189.00		84,34,56,709.00 Dr
Carried Over	11,64,90,35,613.77 Cr	70,55,39,71,106.00	67,52,51,64,346.73	8,62,02,28,854.50 Cr

continued ...

Particulars	Opening Balance	Transactions		Closing Balance
		Debit	Credit	
Brought Forward	11,64,90,35,613.77 Cr	70,55,39,71,106.00	67,52,51,64,346.73	8,62,02,28,854.50 Cr
Tondapur Medium Project	2,93,23,117.00 Dr	32,67,362.00		3,25,90,479.00 Dr
Waghzira	5,93,94,770.00 Dr	2,90,536.00		5,96,85,306.00 Dr
Burai Medium Project	2,64,68,459.00 Dr	60,02,937.00		3,24,71,396.00 Dr
Medium Irrigation Project	8,68,46,51,532.70 Dr	2,15,00,135.00		8,70,61,51,667.70 Dr
Capital Outlay on Major & Medium Irrigation	2,28,25,98,893.00 Dr	63,01,05,308.00		2,91,27,04,201.00 Dr
Net Deficit Pending Allocation	4,24,55,57,695.58 Dr	77,73,56,489.00	73,63,63,957.86	4,28,65,50,226.72 Dr
Investments	1,08,00,00,000.00 Dr	1,18,46,80,000.00	56,46,80,000.00	1,70,00,00,000.00 Dr
FDR -Investment Account	1,08,00,00,000.00 Dr	1,18,46,80,000.00	56,46,80,000.00	1,70,00,00,000.00 Dr
Current Assets	10,56,90,35,613.77 Dr	47,37,88,37,536.91	51,02,76,44,296.18	6,92,02,28,854.50 Dr
Closing Stock	17,08,72,217.00 Cr			17,08,72,217.00 Cr
Medical & Festival Advance	8,22,986.00 Dr			8,22,986.00 Dr
Closing Stock	17,16,95,203.00 Cr			17,16,95,203.00 Cr
Tax Deducted at Source	2,16,56,061.00 Dr	2,28,114.90	24,51,224.00	1,94,32,951.90 Dr
Tax Deducted at Source A.Y.24-25		2,28,114.90		2,28,114.90 Dr
Tax Deducted at Source A.Y.09-10	10,78,574.00 Dr			10,78,574.00 Dr
Tax Deducted at Source A.Y.11-12	1,99,588.00 Dr			1,99,588.00 Dr
Tax Deducted at Source A.Y.12-13	2,07,592.00 Dr			2,07,592.00 Dr
Tax Deducted at Source A.Y.13-14	5,36,326.00 Dr			5,36,326.00 Dr
Tax Deducted at Source A.Y. 14-15	89,30,014.00 Dr			89,30,014.00 Dr
Tax Deducted at Source A.Y. 15-16	34,76,536.00 Dr			34,76,536.00 Dr
Tax Deducted at Source A.Y.17-18	43,87,719.00 Dr			43,87,719.00 Dr
Tax Deducted at Source A.Y.23-24	24,51,224.00 Dr		24,51,224.00	
Tax Deducted at Source - Earlier Years	3,88,488.00 Dr			3,88,488.00 Dr
Advances for Capital Assets	16,00,000.00 Dr			16,00,000.00 Dr
Advance to EE Hoist Desing Mfd Div Pune	38,33,690.00 Dr			38,33,690.00 Dr
Deferred Revenue Expenditure	20,73,02,887.71 Dr		2,59,12,861.00	18,13,90,026.71 Dr
Grant in Transit	3,91,81,860.00 Dr		3,91,81,860.00	
Grant in Transit - PMKSY CAD-WM	6,02,67,168.00 Dr		6,02,67,168.00	
KVLIS Craft Compensation	2,50,469.00 Cr			2,50,469.00 Cr
Medical Advance Bill	22,71,795.00 Dr	1,35,572.00		24,07,367.00 Dr
Medical & Festival Advances	49,351.00 Cr	5,45,373.00	1,50,000.00	3,46,022.00 Dr
MPW Advance Salary	27,210.00 Dr			27,210.00 Dr
RBI DEAF FUND ACCOUNT	2,66,500.00 Dr			2,66,500.00 Dr
Temporary Advance for COVID-19	82,400.00 Dr			82,400.00 Dr
Grant in Transit (WDD-PMKSY)	27,00,00,000.00 Dr		27,00,00,000.00	
Other Recovery	84,040.00 Dr			84,040.00 Dr
Deposits (Asset)	3,53,961.00 Dr	47,409.00		4,01,370.00 Dr
Ozarkheda Dipnagar MS Pipeline (Deposit Work)	3,38,211.00 Dr			3,38,211.00 Dr
Ozarkheda Dipnagar MS Pipeline (Deposit Work)	15,750.00 Dr	47,409.00		63,159.00 Dr
Loans & Advances (Asset)	1,23,61,22,112.00 Dr	1,59,26,94,551.00	97,21,87,051.00	1,85,66,29,612.00 Dr
Cash-in-hand	24,75,014.00 Dr	16,23,842.00	13,01,770.00	27,97,086.00 Dr
Cash From Bank		9,75,000.00	9,75,000.00	
Cash	24,75,014.00 Dr	6,48,842.00	3,26,770.00	27,97,086.00 Dr
Bank Accounts	7,09,11,96,390.89 Dr	45,25,41,67,617.01	49,22,37,91,204.18	3,12,15,72,803.72 Dr
AIBP Accounts	85,40,410.00 Dr			85,40,410.00 Dr
AIBP Accounts	3,21,21,693.00 Dr			3,21,21,693.00 Dr
Bank of Baroda Interest Ac	3,03,48,162.00 Dr			3,03,48,162.00 Dr
Bank of Maharashtra - 3596	1,51,710.00 Dr			1,51,710.00 Dr
Bank of Maharashtra - VIDC (BOM)	2,01,000.00 Dr			2,01,000.00 Dr
Bank of Maharashtra - VTPUSY	2,069.00 Dr			2,069.00 Dr
Carried Over		1,19,11,74,88,642.91	1,19,11,74,88,642.91	

continued ...

Particulars	Opening Balance	Transactions		Closing Balance
		Debit	Credit	
Brought Forward		1,19,11,74,88,642.91	1,19,11,74,88,642.91	
Bank of Maharashtra - 2400	2,00,01,98,338.18 Cr	2,00,01,98,338.18		
Bond Series Accounts	32,22,363.90 Dr			32,22,363.90 Dr
IPLA -8631		15,12,24,81,300.00	14,75,21,29,169.00	37,03,52,131.00 Dr
Maintenance Collection Accounts	72,06,37,554.02 Dr	3,01,08,54,698.00	3,53,38,70,752.00	19,76,21,500.02 Dr
Bank of Maharashtra-A/c No.60266821369	20,739.00 Dr	86,89,76,253.00	86,87,82,920.00	2,14,072.00 Dr
Bank of Maharashtra -A/c No. 60266821507	10,16,70,387.02 Dr	62,27,27,901.00	69,17,66,656.00	3,26,31,632.02 Dr
Bank of Maharashtra -A/c No. 60266821530	3,63,70,723.00 Dr	17,18,50,142.00	11,20,75,355.00	9,61,45,510.00 Dr
Bank of Maharashtra - A/c No. 60266821552	58,25,75,705.00 Dr	1,34,73,00,402.00	1,86,12,45,821.00	6,86,30,286.00 Dr
Transfer Fund From Bank		1,74,45,304.00	1,74,45,304.00	
AIBP Account	2,15,81,110.00 Cr			2,15,81,110.00 Cr
Bank of Maharashtra - AIBP (3619)	2,15,81,110.00 Cr			2,15,81,110.00 Cr
Bank of Baroda_Interest A/c - 1195	6,43,52,346.84 Dr	56,79,18,179.46	61,24,79,654.84	1,97,90,871.46 Dr
CADWM Lower Panzara Akalpada 147217 HKKP	18.00 Dr		18.00	
HDFC BANK (50200037455348) Interest A/c	63,03,068.36 Dr		63,03,068.36	
IDBI A/C No.0482104000147200	10,35,530.00 Dr	31,329.00		10,66,859.00 Dr
JTAIDC 65641	4,92,27,47,979.00 Dr	99,95,05,737.00	5,67,74,87,362.00	24,47,66,354.00 Dr
Lower Panzara Akalpada 157209 PMKSY	6,08,290.00 Dr	4,450.00	6,12,740.00	
Lower Panzara Akalpada HKKP 157216	1,17,671.00 Dr	861.00	1,18,532.00	
Operation Account 3	40,145.00 Cr			40,145.00 Cr
PMKSY AIBP Waghur Project in ED (157186)	7,09,383.00 Dr	5,189.00	7,14,572.00	
Shelgaon Barage Project BJSY (159944)	83,106.00 Dr	608.00	83,714.00	
Sulwade Jamphal Kanoli BJSY (159920)	8,25,212.00 Dr	6,036.00	8,31,248.00	
Varkhed Londhe Project BJSY (159937)	6,27,705.00 Dr	4,592.00	6,32,297.00	
WAGHUR PROJECT HKKP (157193)	3,21,125.00 Dr	2,349.00	3,23,474.00	
Operation Account 1	4,81,38,913.50 Cr	55,63,02,215.00	54,89,33,613.00	4,07,70,311.50 Cr
Operation Account 2	294.00 Dr			294.00 Dr
Collection Account	32,31,12,526.46 Dr	2,86,94,06,229.37	2,77,97,33,461.80	41,27,85,294.03 Dr
Operation Account	3,04,50,85,680.99 Dr	20,11,00,00,202.00	21,29,20,92,224.18	1,86,29,93,658.81 Dr
Stock in Hand	4,22,55,771.45 Cr			4,22,55,771.45 Cr
Imprest Account	10,06,77,622.00 Dr	29,66,12,016.00	37,90,92,589.00	1,81,97,049.00 Dr
Cash Settlement Suspense Account	32,95,96,210.00 Dr	2,42,89,361.00		35,38,85,571.00 Dr
MPW Advance	1,41,54,68,500.62 Dr	20,84,93,681.00	5,33,08,569.00	1,57,06,53,612.62 Dr
Direct Incomes		73,75,69,304.30	75,25,52,095.30	1,49,82,791.00 Cr
Other Receipts			1,84,210.00	1,84,210.00 Cr
Penalty Received			9,69,000.00	9,69,000.00 Cr
Fishery Charges			24,000.00	24,000.00 Cr
INTEREST ON INCOME TAX REFUND			11,256.00	11,256.00 Cr
NA Charges			10,46,154.00	10,46,154.00 Cr
Other Bank Interest			55,414.00	55,414.00 Cr
Sale proceeds of M & E (Form 35 A)			17,500.00	17,500.00 Cr
Other Income			5,80,470.00	5,80,470.00 Cr
Right to Information			1,262.00	1,262.00 Cr
Tender Fee Received			70,800.00	70,800.00 Cr
RTI Fees			996.00	996.00 Cr
Sale of Tender Forms			3,57,000.00	3,57,000.00 Cr
Fisheries Charges			12,69,456.00	12,69,456.00 Cr
RTI Charges			13,458.00	13,458.00 Cr
Sale of Water for Other Purpose		33,40,52,897.00	33,40,52,897.00	
Interest on FDR		13,70,57,939.30	14,07,68,141.30	37,10,202.00 Cr
Sale of Water for Non-Irrigation Purpose		23,61,62,375.00	23,61,62,375.00	
Sale of Tender Form			21,86,480.00	21,86,480.00 Cr
Carried Over		1,19,85,50,57,947.21	1,19,87,00,40,738.21	1,49,82,791.00 Cr

continued ...

TIDC Conso FY23-24

Trial Balance : 1-Apr-2023 to 31-Mar-2024

Page 23

Particulars	Opening Balance	Transactions		Closing Balance
		Debit	Credit	
Brought Forward		1,19,85,50,57,947.21	1,19,87,00,40,738.21	1,49,82,791.00 Cr
Sale of Water for Irrigation Purpose		3,02,96,093.00	3,02,96,093.00	
House Rent Recovery			11,46,502.00	11,46,502.00 Cr
Other / Miscellaneous Receipts			33,38,631.00	33,38,631.00 Cr
Direct Expenses		84,06,06,874.84	78,46,31,552.70	5,59,75,322.14 Dr
Auditor's Remuneration		10,43,799.00		10,43,799.00 Dr
Computer Consumables		1,75,215.00		1,75,215.00 Dr
Maharashtra Darshan Exps		38,470.00		38,470.00 Dr
Medical Allowances		1,09,580.00		1,09,580.00 Dr
Other Allowance		98,41,904.00		98,41,904.00 Dr
Vehicles (Fuels & Repairs)		3,52,57,341.00		3,52,57,341.00 Dr
7th Pay Commission Arrears		8,25,119.00		8,25,119.00 Dr
Emergency Services		7,59,015.00		7,59,015.00 Dr
Fuel Expenses		6,03,980.00		6,03,980.00 Dr
Medical and Festival Advance		6,91,133.00		6,91,133.00 Dr
Medical Bill		1,48,921.00		1,48,921.00 Dr
Office Exp.		2,770.00		2,770.00 Dr
Salary		98,19,298.00	68,79,73,000.00	67,81,53,702.00 Cr
Vehicle Expenses(Fuel & Repairs)		24,44,324.00	20,466.00	24,23,858.00 Dr
Bank Charges & Commission		14,668.84	13,031.70	1,637.14 Dr
Grade Pay Allowance		8,33,868.00		8,33,868.00 Dr
Vehicle(Fuel & Repairs)		7,42,053.00		7,42,053.00 Dr
Computer Consumable		7,44,790.00		7,44,790.00 Dr
Dearness Allowance		1,23,20,389.00		1,23,20,389.00 Dr
Medical & Festival Allowances		11,26,519.00		11,26,519.00 Dr
Electricity Bill		73,737.00		73,737.00 Dr
Electricity Charges		9,70,530.00	8,081.00	9,62,449.00 Dr
Electricity Expenses		1,03,640.00		1,03,640.00 Dr
Professional Fees		21,22,473.00		21,22,473.00 Dr
Rent Rates & Taxes		17,48,834.00		17,48,834.00 Dr
Medical Expenses		16,89,151.00		16,89,151.00 Dr
Bank Charges		2,35,876.00		2,35,876.00 Dr
Computer Consumables		17,22,482.00		17,22,482.00 Dr
Vehicle Expenses(Fuel & Repairs)		42,40,810.00		42,40,810.00 Dr
Advertisement & Publicity Expenses		24,12,466.00		24,12,466.00 Dr
Other Allowances		10,76,69,531.00	59,184.00	10,76,10,347.00 Dr
Dearness Allowances		15,06,67,379.00	2,16,576.00	15,04,50,803.00 Dr
Salary Paid		40,45,83,941.00	54,82,054.00	39,91,01,887.00 Dr
Travelling Expenses		95,88,163.00		95,88,163.00 Dr
Office Expenses		7,52,34,705.00	9,08,59,160.00	1,56,24,455.00 Cr
Profit & Loss A/c		73,63,63,957.86	77,73,56,489.00	4,09,92,531.14 Cr
Grand Total		1,21,43,20,28,779.91	1,21,43,20,28,779.91	

Notes & policies on Accounting System

Tapi Irrigation Development Corporation was established as per Tapi Irrigation Development Corporation Ordinance- 1997 (As per Government of Maharashtra Ordinance No. 18, dt.04 December-1997) and accordingly the Head Office of Tapi Irrigation Development Corporation was started its functioning from dt. 01 January-1998 at Jalgaon Head Quarter.

The Tapi Irrigation Development Corporation Act No. IV, dt. 06 January-1998 subsequently replaced in lieu of the above Ordinance.

It was agreed in the IInd meeting of the Governors Council dt. 10 March-1998 that the accounting procedure of the Corporation will be as per the Accounting procedure of Maharashtra Krushna Valley Development Corporation, Pune & accordingly the same procedure has been adopted & account books & other books has been accepted by this Corporation and also the changes in the account books has been made by the Executive Director in Consultation with the Chief Accounts & Finance Officer.

Tapi Irrigation Development Corporation as per act No. IV, dt. 06 January-1998, Code 68(2) will execute all his activities on the lines of Laws & procedure of the Irrigation Department till finalisation of the rules & regulation by Government of Maharashtra for the Corporation.

Corporation is having double entry accounting system. However, for other purposes i.e. Invitation of Tenders, powers of the Officers, Measurements books & Registration etc. the rules as per M.P.W. account code & its revised rules are being followed by the Corporation.

Two accounts has been opened by the Corporation in Bank of Maharashtra, Jalgaon for smooth financial working of the Corporation, such as Operative account & Non-Operative account and 5 independent Accounts have been opened for water cess receipt on & expenditure, these are as 1) Collection Account No.1, 2) Collection Account No.2, 3) Collection & Operational Account No.3, 4) Collection & operation Account No.4 (Local Cess) & 5) Operational Account No.5.

Capital Contribution from Government of Maharashtra is being deposited in Operative account & Revenue of the Corporation, Security Deposits of the Contractors as well as Interest on Short Terms deposits are being deposited in Non-Operative account of the Corporation for payment of Principal & Interest for the Bondholders, funds are received from Government & through AXIS Bank Ltd. paid to the Bondholders. The Interest is being paid to the Bondholders by Government of Maharashtra on account of Interest payment of the Bondholders.

Operative account & Non-Operative account has been opened in Bank of Maharashtra by the Circles & Divisions which are under the Control of this Corporation at the respective Head Quarters.

The funds required by the Circles & Divisions are being distributed from the Operative account of the Corporation by way of transfer of funds in the respective Operative accounts of the Circles. Necessary authorization for utilization of funds has been given by the Corporation to the Circles & Divisions; and they are authorize to utilize the funds from their Operative account.

The amounts collected by way of revenue, Deposits of Contractors are being remitted in Non-Operative account by the Circles & Divisions and the amount so remitted, is being transferred in Non-Operative account of the Corporation. Necessary instructions have been issued to the Bank.

Circles & Divisions have no authority for utilization of funds from Non-Operative account.

EXECUTIVE DIRECTOR TAPI IRRIGATION DEVELOPMENT CORPORATION JALGAON

TAX AUDIT REPORT

Financial Year 2023-2024

Assessment Year 2024-2025



PREPARED BY : ARJUN MAHESH LAHOTI

PARTNER OF : **KAPVALT & CO.**
CHARTERED ACCOUNTANTS


ADDRESS & CONTACT DETAILS :

FLAT NO 15, SUVARNA APPARTMENT

OPP. SBI BANK

DARGAH ROAD

CHH.SAMBHAJINAGAR-431005

INDIAN INCOME TAX RETURN ACKNOWLEDGEMENT				Assessment Year 2024-25
[Where the data of the Return of Income in Form ITR-1(SAHAJ), ITR-2, ITR-3, ITR-4(SUGAM), ITR-5, ITR-6, ITR-7 filed and verified] (Please see Rule 12 of the Income-tax Rules, 1962)				
PAN	AACCT7606E			
Name	EXECUTIVE DIRECTOR TAPI IRRIGATION DEVELOPMENT CORPORATION JALGAON			
Address	Sinchan Bhavan, Akashwani Chowk, Jalgaon, Jalgaon, Jalgaon , JALGAON , 19-Maharashtra, 91-INDIA, 425001			
Status	6-Public company	Form Number	ITR-6	
Filed u/s	139(4)-After due date	e-Filing Acknowledgement Number	776677811271224	
Taxable Income and Tax Details	Current Year business loss, if any	1	0	
	Total Income	2	0	
	Book Profit under MAT, where applicable	3	0	
	Adjusted Total Income under AMT, where applicable	4	0	
	Net tax payable	5	0	
	Interest and Fee Payable	6	1,000	
	Total tax, interest and Fee payable	7	1,000	
	Taxes Paid	8	2,28,115	
	(+) Tax Payable /(-) Refundable (7-8)	9	(-) 2,27,120	
Accreted Income and Tax Detail	Accreted Income as per section 115TD	10	0	
	Additional Tax payable u/s 115TD	11	0	
	Interest payable u/s 115TE	12	0	
	Additional Tax and interest payable	13	0	
	Tax and interest paid	14	0	
	(+) Tax Payable /(-) Refundable (13-14)	15	0	
This return has been digitally signed by <u>NARENDRA MAHAJAN</u> in the capacity of <u>Principal Officer</u> having PAN <u>AIXPM9364Q</u> from IP address <u>106.213.85.125</u> on <u>27-Dec-2024 11:36:58</u> at <u>JALGAON</u> (Place) DSC SI.No & Issuer <u>8180260</u> & <u>80884308316CN=Capricorn</u> Sub CA for Individual DSC 2022,OU=Certifying Authority,O=Capricorn Identity Services Pvt Ltd.,C=IN				
System Generated Barcode/QR Code	 AACCT7606E0677667781127122409ad85baed2b0fe77435e4628109788278374e9f			
DO NOT SEND THIS ACKNOWLEDGEMENT TO CPC, BENGALURU				

Name : Executive Director Tapi Irrigation Development Corporation Jalgaon

Previous Year : 2023-2024

PAN : AACCT 7606 E

Address : Sinchan Bhavan
Akashwani Chowk
Jalgaon, Jalgaon - 425 001

Date of Incorporation: 01-Jan-1998

Status : Domestic Company

Statement of Income

	Sch.No	Rs.	Rs.	Rs.
■ Total Income				0
<i>Tax on total income</i>				0
TDS / TCS	1			2,28,115
Balance Tax				-2,28,115
Fee u/s 234F				1,000
■ Refund Due				2,27,120

Schedule 1

TDS as per Form 16A

Deductor, TAN

	TDS deducted	TDS claimed in current year	Gross receipt offered
Bank Of Baroda, TAN- MUMB23844C	0		
Bank Of Maharashtra, TAN- NSKB00249E	2,22,934	2,22,934	11,14,667
Hdfc Bank Limited, TAN- MUMH03189E	0		
Idbi Bank Limited, TAN- MUMI04922B	5,181	5,181	1,02,32,690
Punjab National Bank, TAN- DELP09939G	0		
Union Bank Of India Ro Nashik, TAN- NSKU01339C	0		
Total	2,28,115	2,28,115	1,13,47,357

Income with full exemption

Income

Capital contribution from GOM

Total exempt income

Section	Amount
Other	5,71,99,199
	5,71,99,199

Bank A/cs

Bank Accounts in India

Bank Name and Account No.

	IFS Code	Type of Account
Bank of baroda - 04800200001195	BARB0JALGAO	Current
Bank of maharashtra - 20024903596	MAHB0000004	Current
Bank of maharashtra - 20024903608	MAHB0000004	Current
Bank of maharashtra - 20024903619	MAHB0000004	Current
Bank of maharashtra - 60005440199	MAHB0000004	Current

Bank of maharashtra - 60014096686	MAHB0000004	Current
Bank of maharashtra - 60266821369	MAHB0000004	Current
Bank of maharashtra - 60266821507	MAHB0000004	Current
Bank of maharashtra - 60266821529	MAHB0000004	Current
Bank of maharashtra - 60266821530	MAHB0000004	Current

Date : 27-Dec-2024
Place : Jalgaon

**For Executive Director Tapi Irrigation Development
Corporation Jalgaon**

Authorised Signatory

FORM NO. 3CA

[See rule 6G(1)(a)]

Audit report under section 44AB of the Income-tax Act, 1961, in a case where the accounts of the business or profession of a person have been audited under any other law

1. We report that the statutory audit of **M/s. Executive Director Tapi Irrigation Development Corporation Jalgaon**, Sinchan Bhavan, Akashwani Chowk, Jalgaon, Jalgaon, Jalgaon H.O, Jalgaon, JALGAON, Maharashtra, 425 001, India, PAN: AACCT7606E was conducted by us in pursuance of the provisions of the Companies Act, 2013, and We annex hereto a copy of our audit report dated 21-Dec-2024 along with a copy of each of :-
 - (a) the audited Profit and loss account for the period beginning from 01-Apr-2023 to ending on 31-Mar-2024.
 - (b) the audited balance sheet as at 31-Mar-2024; and
 - (c) documents declared by the said Act to be part of, or annexed to, the profit & loss account and balance sheet.
2. The statement of particulars required to be furnished under section 44AB is annexed herewith in Form No. 3CD.
3. In our opinion and to the best of our information and according to examination of books of account including other relevant documents and explanations given to us, the particulars given in the said Form No. 3CD are true and correct subject to the following observations/qualifications, if any:
 - 1 With regard to Clause 21 (d) of the annexed form No. 3 CD. We have relied on the Assessee certificate that there is no amount inadmissible under Sections 40 A (3A) of the Act, read with rule 6DD thereto, except as mentioned in the said clause therein, since it is not possible for us to verify whether the expenditure or payments in excess of Rs. 20,000 or Rs. 35,000, as applicable, have been made otherwise than by account payee cheque or account payee bank draft as the necessary evidence is not in the possession of the Assessee. However, the Assessee has represented that all such payments relating to expenditure u/s 40 A (3) of the Act read with rule 6DD, were made either by account payee cheque drawn on bank or by Account payee bank draft.
 - 2 TDS returns could not be verified with the books of account.
 - 3 These Financial statements is the responsibility of the Management of the corporation with respect to the preparation of these Financial statements that gives true and fair view of the financial position, Financial performance in accordance with the accounting principles generally accepted in India including the account standards, specified u/s 145 of The Income Tax Act, 1961. Further all incomes of the corporation are exempt from tax under The Income Tax act since the corporation is government owned entity.
 - 4 Our responsibility is to express an opinion on these financial statements based on my audit. We have taken into account the provisions of the Act, the Accounting and Auditing standards and matters which are required to be included in the audit report under the provisions of the act and the Rules made thereunder. We have conducted our audit in accordance with Guidance Note on Tax Audit under section 44 AB of the Income Tax Act, 1961 and standard on Auditing issued by The Institute of Chartered Accountants of India. An Audit involves performing procedures to obtain audit evidence about the amounts and the disclosures in the Financial Statements, whether due to fraud or error. We believe that the audit evidence we have obtained is sufficient and appropriate to provide a basis for our audit opinion on these financial statements.



- 5 Information furnished pertaining to Point No. 34 has been provided to the extent information made available to us.
- 6 No Depreciation has been provided in the Books of Accounts. Since inception the Depreciation has not been calculated by the assessee due to which we are unable to compute and provide the details of depreciation for the Current Year.
- 7 The Fund Reconciliation of the Corporation has not been carried out since the inception of Corporation and any difference arising in any of the Ledger in the Books of Accounts are subject to reconciliation.
- 8 Proper stock records are not maintained by the assessee.
- 9 All The Accounts are Maintained at Various Divisions and Circle Offices of Tapi Irrigation Development corporation and Compiled at Head Office. We have placed reliance on the compiled data which have been prepared from the Monthly Accounts of respective offices..



For KAPVALT And Company

(Signature and stamp/seal of the signatory)

Place: **Chhatrapati
Sambhajinagar**

Date: **21-Dec-2024**

UDIN: 24188894BKETBU7267

Name of the signatory:

ARJUN MAHESH LAHOTI

Partner, M. No. 188894

Firm reg. No. 0142310W

Full Address: Flat No.15, Suvarna Apartment, Sahakar
Nagar Chowk, Opp. SBI, Kranti Chowk, Kranti
Chowk S.O, Chhatrapati Sambhajinagar,
Chhatrapati Sambhajinagar, Maharashtra,
431005, India

FORM NO. 3CD

[See rule 6G(2)]

Statement of particulars required to be furnished under section 44AB of the Income tax Act, 1961

PART - A

1	Name of the assessee	M/s. Executive Director Tapi Irrigation Development Corporation Jalgaon
2	Address	: Sinchan Bhavan, Akashwani Chowk, Jalgaon, Jalgaon, Jalgaon H.O, Jalgaon, JALGAON, Maharashtra, 425 001, India
3	Permanent Account Number or Aadhaar Number	: PAN: AACCT7606E
4	Whether the assessee is liable to pay indirect tax like excise duty, service tax, sales tax, goods and services tax, customs duty, etc. if yes, please furnish the registration number or GST number or any other identification number allotted for the same	: No
5	Status	: DOMESTIC COMPANY
6	Previous year	: 01-Apr-2023 to 31-Mar-2024
7	Assessment year	: 2024-25
8	Indicate the relevant clause of section 44AB under which the audit has been conducted	: 44AB(a)
8a	Whether the assessee has opted for taxation under section 115BA/115BAA/115BAB/115BAC/ 115BAD/115BAE?	: No

PART - B

9	(a) If firm or Association of Persons, indicate names of partners/members and their profit sharing ratios. In case of AOP, whether shares of members are indeterminate or unknown?	Not Applicable
	(b) If there is any change in the partners or members or in their profit sharing ratio since the last date of the preceding year, the particulars of such change.	Not Applicable
10	(a) Nature of business or profession (if more than one business or profession is carried on during the previous year, nature of every business or profession). (b) If there is any change in the nature of business or profession, the particulars of such change.	As per sch.10
11	(a) Whether books of account are prescribed under section 44AA, if yes, list of books so prescribed.	No.
	(b) List of books of account maintained and the address at which the books of accounts are kept. (In case books of account are maintained in a computer system, mention the books of account generated by such computer system. If the books of accounts are not kept at one location, please furnish the addresses of locations along with the details of books of accounts maintained at each location.)	As per sch.11b
	(c) List of books of account and nature of relevant documents examined.	As per sch.11c
12	Whether the profit and loss account includes any profits and gains assessable on presumptive basis, if yes, indicate the amount and the relevant sections (44AD, 44ADA, 44AE, 44AF, 44B, 44BB, 44BBA, 44BBB, Chapter XII-G, First Schedule or any other relevant section.)	No
13	(a) Method of accounting employed in the previous year.	Cash system
	(b) Whether there had been any change in the method of accounting employed vis-a-vis the method employed in the immediately preceding previous year.	No
	(c) If answer to (b) above is in the affirmative, give details of such change, and	Not Applicable



the effect thereof on the profit or loss.				
Serial number	Particulars	Increase in profit (Rs.)	Decrease in profit (Rs.)	
(d) Whether any adjustment is required to be made to the profits or loss for complying with the provisions of income computation and disclosure standards notified under section 145 (2)				No
(e) If answer to (d) above is in the affirmative, give details of such adjustments				
		Increase in profit (Rs.)	Decrease in profit (Rs.)	Net Effect (Rs.)
ICDS I - Accounting Policies				
ICDS II - Valuation of Inventories				
ICDS III - Construction Contracts				
ICDS IV - Revenue Recognition				
ICDS V - Tangible Fixed Assets				
ICDS VI - Changes in Foreign Exchange Rates				
ICDS VII - Governments Grants				
ICDS VIII - Securities				
ICDS IX - Borrowing Costs				
ICDS X - Provisions, Contingent Liabilities and Contingent Assets				
(f) Disclosure as per ICDS:				
ICDS I - Accounting Policies				
ICDS II - Valuation of Inventories				
ICDS III - Construction Contracts				
ICDS IV - Revenue Recognition				
ICDS V - Tangible Fixed Assets				
ICDS VI - Changes in Foreign Exchange Rates				
ICDS VII - Governments Grants				
ICDS VIII - Securities				
ICDS IX - Borrowing Costs				
ICDS X - Provisions, Contingent Liabilities and Contingent Assets				
14 (a) Method of valuation of closing stock employed in the previous year.				
(b) In case of deviation from the method of valuation prescribed under section 145A, and the effect thereof on the profit or loss, please furnish				No
Serial number	Particulars	Increase in profit (Rs.)	Decrease in profit (Rs.)	
15 Give the following particulars of the capital asset converted into stock-in-trade: -				NIL
(a) Description of capital asset;				
(b) Date of acquisition;				
(c) Cost of acquisition;				
(d) Amount at which the asset is converted into stock-in-trade.				
16 Amounts not credited to the profit and loss account, being,-				
(a) the items falling within the scope of section 28;				NIL
(b) the pro forma credits, drawbacks, refund of duty of customs or excise or service tax, or refund of sales tax or value added tax, where such credits, drawbacks or refunds are admitted as due by the authorities concerned;				NIL
(c) escalation claims accepted during the previous year;				NIL
(d) any other item of income;				NIL
(e) capital receipt, if any.				NIL
17 Where any land or building or both is transferred during the previous year for a consideration less than value adopted or assessed or assessable by any authority of a State Government referred to in section 43CA or 50C, please furnish				NIL
Details of property	Consideration received or accrued	Value adopted or assessed or assessable		



18	Particulars of depreciation allowable as per the Income-tax Act, 1961 in respect of each asset or block of assets, as the case may be, in the following form :- (a) Description of asset/block of assets. (b) Rate of depreciation. (c) Actual cost or written down value, as the case may be. (ca) Adjustment made to the written down value under the second proviso to sub-section (3) of section 115BAC. (cb) Adjustment made to written down value of Intangible asset due to excluding value of goodwill of a business or profession (cc) Adjusted written down value (d) Additions/deductions during the year with dates; in the case of any addition of an asset, date put to use; including adjustments on account of— (i) Central Value Added Tax credits claimed and allowed under the Central Excise Rules,1944, in respect of assets acquired on or after 1st March, 1994, (ii) change in rate of exchange of currency, and (iii) subsidy or grant or reimbursement, by whatever name called. (e) Depreciation allowable. (f) Written down value at the end of the year.	NIL													
19	Amounts admissible under sections- a) 32AD, (b) 33AB, (c) 33ABA, (d) 35(1)(i), (e) 35(1)(ii), (f) 35(1)(iia), (g) 35(1)(iii), (h) 35(1)(iv), (i) 35(2AA), (j) 35(2AB), (k) 35ABA, (l) 35ABB, (m)35AD, (n)35CCA, (o)35CCC, (p) 35CCD, (q) 35D, (r) 35DD, (s)35DDA, (t)35E, (u) any other relevant section: Amount debited to profit and loss account Amounts admissible as per the provisions of the Income Tax Act, 1961 and also fulfils the conditions, if any specified under the relevant provisions of Income Tax Act, 1961 or Income Tax Rules,1962 or any other guidelines, circular, etc., issued in this behalf.	NIL													
20	(a) Any sum paid to an employee as bonus or commission for services rendered, where such sum was otherwise payable to him as profits or dividend. [Section 36(1)(ii)]	NIL													
	(b) Details of contributions received from employees for various funds as referred to in section 36(1)(va):	NIL													
	<table><tr><td>Serial number</td><td>Nature of fund</td><td>Sum received from employees</td><td>Due date for payment</td><td>The actual Amount paid</td><td>The actual date of payment to the concerned authorities</td></tr><tr><td colspan="6"></td></tr></table>	Serial number	Nature of fund	Sum received from employees	Due date for payment	The actual Amount paid	The actual date of payment to the concerned authorities								
Serial number	Nature of fund	Sum received from employees	Due date for payment	The actual Amount paid	The actual date of payment to the concerned authorities										
21	(a) Please furnish the details of amounts debited to the profit and loss account, being in the nature of - Capital expenditure Personal expenditure Advertisement expenditure in any souvenir, brochure, tract, pamphlet or the like, published by a political party Expenditure incurred at clubs being entrance fees and subscriptions Expenditure incurred at clubs being cost for club services and facilities used Expenditure for any purpose which is an offence or is prohibited by law or expenditure by way of penalty or fine for violation of any law (enacted in India or outside India) Expenditure by way of any other penalty or fine not covered above Expenditure incurred to compound an offence under any law for the time being in force, in India or outside India Expenditure incurred to provide any benefit or perquisite, in whatever form, to a person, whether or not carrying on a business or exercising a profession, and acceptance of such benefit or perquisite by such person is in violation of any law or rule or regulation or guideline, as the case may be, for the time being in force, governing the conduct of such person	NIL													
	(b) Amounts inadmissible under section 40(a):-														



<p>(i) as payment to non-resident referred to in sub-clause (i)</p> <p>(A) Details of payment on which tax is not deducted:</p> <p>(I) date of payment</p> <p>(II) amount of payment</p> <p>(III) nature of payment</p> <p>(IV) name and address of the payee</p>	NIL
<p>(B) Details of payment on which tax has been deducted but has not been paid during the previous year or in the subsequent year before the expiry of time prescribed under section 200(1)</p> <p>(I) date of payment</p> <p>(II) amount of payment</p> <p>(III) nature of payment</p> <p>(IV) name and address of the payee</p> <p>(V) amount of tax deducted</p>	NIL
<p>(ii) as payment referred to in sub-clause (ia)</p> <p>(A) Details of payment on which tax is not deducted:</p> <p>(I) date of payment</p> <p>(II) amount of payment</p> <p>(III) nature of payment</p> <p>(IV) name and address of the payee</p>	NIL
<p>(B) Details of payment on which tax has been deducted but has not been paid on or before the due date specified in sub- section (1) of section 139.</p> <p>(I) date of payment</p> <p>(II) amount of payment</p> <p>(III) nature of payment</p> <p>(IV) name and address of the payee</p> <p>(V) amount of tax deducted</p> <p>(VI) amount out of (V) deposited, if any</p>	NIL
<p>(iii) as payment referred to in sub-clause (ib)</p> <p>(A) Details of payment on which levy is not deducted:</p> <p>(I) date of payment</p> <p>(II) amount of payment</p> <p>(III) nature of payment</p> <p>(IV) name and address of the payee</p>	NIL
<p>(B) Details of payment on which levy has been deducted but has not been paid on or before the due date specified in sub- section (1) of section 139.</p> <p>(I) date of payment</p> <p>(II) amount of payment</p> <p>(III) nature of payment</p> <p>(IV) name and address of the payer</p> <p>(V) amount of levy deducted</p> <p>(VI) amount out of (V) deposited, if any</p>	NIL
<p>(iv) under sub-clause (ic) [Wherever applicable]</p>	NIL
<p>(v) under sub-clause (iia)</p>	NIL
<p>(vi) under sub-clause (iib)</p>	NIL
<p>(vii) under sub-clause (iii)</p> <p>(A) date of payment</p> <p>(B) amount of payment</p> <p>(C) name and address of the payee</p>	NIL
<p>(viii) under sub-clause (iv)</p>	NIL



	(ix) under sub-clause (v)	NIL						
	(c) Amounts debited to profit and loss account being, interest, salary, bonus, commission or remuneration inadmissible under section 40(b)/40(ba) and computation thereof;	Not Applicable						
	(d) Disallowance/deemed income under section 40A(3):							
	(A) On the basis of the examination of books of account and other relevant documents/evidence, whether the expenditure covered under section 40A(3) read with rule 6DD were made by account payee cheque drawn on a bank or account payee bank draft. If not, please furnish the details:	Yes						
	<table><tr><td>Serial number</td><td>Date of payment</td><td>Nature of payment</td><td>Amount</td><td>Name and Permanent Account Number or Aadhaar Number of the payee, if available</td></tr></table>	Serial number	Date of payment	Nature of payment	Amount	Name and Permanent Account Number or Aadhaar Number of the payee, if available		
Serial number	Date of payment	Nature of payment	Amount	Name and Permanent Account Number or Aadhaar Number of the payee, if available				
	(B) On the basis of the examination of books of account and other relevant documents/evidence, whether the payment referred to in section 40A(3A) read with rule 6DD were made by account payee cheque drawn on a bank or account payee bank draft If not, please furnish the details of amount deemed to be the profits and gains of business or profession under section 40A(3A);	Yes						
	<table><tr><td>Serial number</td><td>Date of payment</td><td>Nature of payment</td><td>Amount</td><td>Name and Permanent Account Number or Aadhaar Number of the payee, if available</td></tr></table>	Serial number	Date of payment	Nature of payment	Amount	Name and Permanent Account Number or Aadhaar Number of the payee, if available		
Serial number	Date of payment	Nature of payment	Amount	Name and Permanent Account Number or Aadhaar Number of the payee, if available				
	(e) provision for payment of gratuity not allowable under section 40A(7);	NIL						
	(f) any sum paid by the assessee as an employer not allowable under section 40A(9);	NIL						
	(g) particulars of any liability of a contingent nature;	NIL						
	(h) amount of deduction inadmissible in terms of section 14A in respect of the expenditure incurred in relation to income which does not form part of the total income;	NIL						
	(i) amount inadmissible under the proviso to section 36(1)(iii)	NIL						
22	(a) Amount of interest inadmissible under section 23 of the Micro, Small and Medium Enterprises Development Act, 2006	NIL						
	(b) Any other amount not allowable under clause (h) of section 43B of the Income-tax Act, 1961.	NIL						
23	Particulars of payments made to persons specified under section 40A (2)(b).	NIL						
24	Amounts deemed to be profits and gains under section 32AC or 32AD or 33AB or 33ABA or 33AC.	NIL						
25	Any amount of profit chargeable to tax under section 41 and computation thereof.	NIL						
26	In respect of any sum referred to in clauses (a), (b), (c), (d), (e), (f) or (g) of section 43B, the liability for which:- (A) pre-existed on the first day of the previous year but was not allowed in the assessment of any preceding previous year and was (a) paid during the previous year; (b) not paid during the previous year. (B) Was incurred in the previous year and was (a) paid on or before the due date for furnishing the return of income of the previous year under section 139(1); (b) not paid on or before the aforesaid date.	NIL						
	(State whether sales tax, customs duty, excise duty or any other indirect tax, levy, cess, impost, etc., is passed through the profit and loss account.)	No						
27	(a) Amount of Central Value Added Tax credits/ Input Tax Credit(ITC) availed of or utilised during the previous year and its treatment in the profit and loss account and treatment of outstanding Central Value Added Tax credits/ Input Tax Credit(ITC) in the accounts.	NIL						
	(b) Particulars of income or expenditure of prior period credited or debited to the profit and loss account.	NIL						

28	Whether during the previous year the assessee has received any property, being share of a company not being a company in which the public are substantially interested, without consideration or for inadequate consideration as referred to in section 56(2)(viiia), if yes, please furnish the details of the same.	Not Applicable
29	Whether during the previous year the assessee received any consideration for issue of shares which exceeds the fair market value of the shares as referred to in section 56(2)(viib), if yes, please furnish the details of the same.	Not Applicable
29A	(a) Whether any amount is to be included as income chargeable under the head 'Income from other sources' as referred to in section 56(2)(ix)?	No
	(b) If yes, please furnish the following details: (i) Nature of income (ii) Amount thereof	
29B	(a) Whether any amount is to be included as income chargeable under the head 'Income from other sources' as referred to in section 56(2)(x)?	No
	(b) If yes, please furnish the following details: (i) Nature of income (ii) Amount (in Rs.) thereof	
30	Details of any amount borrowed on hundi or any amount due thereon (including interest on the amount borrowed) repaid, otherwise than through an account payee cheque [Section 69D].	NIL
30A	(a) Whether primary adjustment to transfer price, as referred to in section 92CE(1), has been made during the previous year?	No
	(b) If yes, please furnish the following details: (i) Under which clause of section 92CE(1) primary adjustment is made? (ii) Amount (in Rs.) of primary adjustment (iii) Whether the excess money available with the associated enterprise is required to be repatriated to India as per the provisions of section 92CE(2)? (iv) If yes, whether the excess money has been repatriated within the prescribed time (v) If no, the amount (in Rs.) of imputed interest income on such excess money which has not been repatriated within the prescribed time	
30B	(a) Whether the assessee has incurred expenditure during the previous year by way of interest or of similar nature exceeding one crore rupees as referred to in section 94B(1)?	No
	(b) If yes, please furnish the following details: (i) Amount (in Rs.) of expenditure by way of interest or of similar nature incurred (ii) Earnings before interest, tax, depreciation and amortization (EBITDA) during the previous year (in Rs.) (iii) Amount (in Rs.) of expenditure by way of interest or of similar nature as per (i) above which exceeds 30% of EBITDA as per (ii) above (iv) Details of interest expenditure brought forward as per sub-section (4) of section 94B (v) Details of interest expenditure carried forward as per sub-section (4) of section 94B	
30C	(a) Whether the assessee has entered into an impermissible avoidance arrangement, as referred to in section 96, during the previous year? (b) If yes, please specify:- (i) Nature of the impermissible avoidance arrangement: (ii) Amount (in Rs.) of tax benefit in the previous year arising, in aggregate, to all the parties to the arrangement:	No
31	(a) Particulars of each loan or deposit in an amount exceeding the limit specified in section 269SS taken or accepted during the previous year:	NIL




<ul style="list-style-type: none"> (i) name, address and Permanent Account Number or Aadhaar Number (if available with the assessee) of the lender or depositor; (ii) amount of loan or deposit taken or accepted; (iii) whether the loan or deposit was squared up during the previous year; (iv) maximum amount outstanding in the account at any time during the previous year; (v) whether the loan or deposit was taken or accepted by cheque or bank draft or use of electronic clearing system through a bank account; (vi) in case the loan or deposit was taken or accepted by cheque or bank draft, whether the same was taken or accepted by an account payee cheque or an account payee bank draft. 	
<p>(b) Particulars of each specified sum in an amount exceeding the limit specified in section 269SS taken or accepted during the previous year:</p> <ul style="list-style-type: none"> (i) name, address and Permanent Account Number or Aadhaar Number (if available with the assessee) of the person from whom specified sum is received; (ii) amount of specified sum taken or accepted; (iii) whether the specified sum was taken or accepted by cheque or bank draft or use of electronic clearing system through a bank account; (iv) in case the specified sum was taken or accepted by cheque or bank draft, whether the same was taken or accepted by an account payee cheque or an account payee bank draft. <p>(Particulars at (a) and (b) need not be given in the case of a Government company, a banking company or a corporation established by the Central, State or Provincial Act.)</p>	NIL
<p>(ba) Particulars of each receipt in an amount exceeding the limit specified in section 269ST, in aggregate from a person in a day or in respect of a single transaction or in respect of transactions relating to one event or occasion from a person, during the previous year, where such receipt is otherwise than by a cheque or bank draft or use of electronic clearing system through a bank account:</p> <ul style="list-style-type: none"> (i) Name, address and Permanent Account Number or Aadhaar Number (if available with the assessee) of the payer; (ii) Nature of transaction; (iii) Amount of receipt (in Rs.); (iv) Date of receipt; 	NIL
<p>(bb) Particulars of each receipt in an amount exceeding the limit specified in section 269ST, in aggregate from a person in a day or in respect of a single transaction or in respect of transactions relating to one event or occasion from a person, received by a cheque or bank draft, not being an account payee cheque or an account payee bank draft, during the previous year:</p> <ul style="list-style-type: none"> (i) Name, address and Permanent Account Number or Aadhaar Number (if available with the assessee) of the payer; (ii) Amount of receipt (in Rs.); 	NIL
<p>(bc) Particulars of each payment made in an amount exceeding the limit specified in section 269ST, in aggregate to a person in a day or in respect of a single transaction or in respect of transactions relating to one event or occasion to a person, otherwise than by a cheque or bank draft or use of electronic clearing system through a bank account during the previous year:</p> <ul style="list-style-type: none"> (i) Name, address and Permanent Account Number or Aadhaar Number (if available with the assessee) of the payee; (ii) Nature of transaction; (iii) Amount of payment (in Rs.); (iv) Date of payment; 	NIL



	(bd) Particulars of each payment in an amount exceeding the limit specified in section 269ST, in aggregate to a person in a day or in respect of a single transaction or in respect of transactions relating to one event or occasion to a person, made by a cheque or bank draft, not being an account payee cheque or an account payee bank draft, during the previous year: (i) Name, address and Permanent Account Number or Aadhaar Number (if available with the assessee) of the payee; (ii) Amount of payment (in Rs.); (Particulars at (ba), (bb), (bc) and (bd) need not be given in the case of receipt by or payment to a Government company, a banking Company, a post office savings bank, a cooperative bank or in the case of transactions referred to in section 269SS or in the case of persons referred to in Notification No. S.O. 2065(E) dated 3 rd July, 2017)	NIL								
	(c) Particulars of each repayment of loan or deposit or any specified advance in an amount exceeding the limit specified in section 269T made during the previous year (i) name, address and Permanent Account Number or Aadhaar Number (if available with the assessee) of the payee; (ii) amount of the repayment; (iii) maximum amount outstanding in the account at any time during the previous year; (iv) whether the repayment was made by cheque or bank draft or use of electronic clearing system through a bank account; (v) in case the repayment was made by cheque or bank draft, whether the same was repaid by an account payee cheque or an account payee bank draft.	NIL								
	(d) Particulars of repayment of loan or deposit or any specified advance in an amount exceeding the limit specified in section 269T received otherwise than by a cheque or bank draft or use of electronic clearing system through a bank account during the previous year (i) name, address and Permanent Account Number or Aadhaar Number (if available with the assessee) of the payer; (ii) amount of repayment of loan or deposit or any specified advance received otherwise than by a cheque or bank draft or use of electronic clearing system through a bank account during the previous year.	NIL								
	(e) Particulars of repayment of loan or deposit or any specified advance in an amount exceeding the limit specified in section 269T received by a cheque or bank draft which is not an account payee cheque or account payee bank draft during the previous year:— (i) name, address and Permanent Account Number or Aadhaar Number (if available with the assessee) of the payer; (ii) amount of repayment of loan or deposit or any specified advance received by a cheque or a bank draft which is not an account payee cheque or account payee bank draft during the previous year. (Particulars at (c), (d) and (e) need not be given in the case of a repayment of any loan or deposit or any specified advance taken or accepted from the Government, Government company, banking company or a corporation established by the Central, State or Provincial Act).	NIL								
32	(a) Details of brought forward loss or depreciation allowance, in the following manner, to the extent available:	NIL								
	<table><tr><th>SI No</th><th>Assessment Year</th><th>Nature of loss/allowance (in rupees)</th><th>Amount as returned (in rupees)^</th><th>All losses/allowances not allowed under section 115BAA/115BAC/115BAD/115BAE</th><th>Amount as adjusted by withdrawal of additional depreciation on account of opting for taxation under section 115BAC/115BAD/115BAE</th><th>Amount as assessed (give reference to relevant order)</th><th>Remarks</th></tr></table>	SI No	Assessment Year	Nature of loss/allowance (in rupees)	Amount as returned (in rupees)^	All losses/allowances not allowed under section 115BAA/115BAC/115BAD/115BAE	Amount as adjusted by withdrawal of additional depreciation on account of opting for taxation under section 115BAC/115BAD/115BAE	Amount as assessed (give reference to relevant order)	Remarks	
SI No	Assessment Year	Nature of loss/allowance (in rupees)	Amount as returned (in rupees)^	All losses/allowances not allowed under section 115BAA/115BAC/115BAD/115BAE	Amount as adjusted by withdrawal of additional depreciation on account of opting for taxation under section 115BAC/115BAD/115BAE	Amount as assessed (give reference to relevant order)	Remarks			
^If the assessed depreciation is less and no appeal pending then take assessed.										



	(b) Whether a change in shareholding of the company has taken place in the previous year due to which the losses incurred prior to the previous year cannot be allowed to be carried forward in terms of section 79	No								
	(c) Whether the assessee has incurred any speculation loss referred to in section 73 during the previous year, If yes, please furnish the details of the same.	No								
	(d) Whether the assessee has incurred any loss referred to in section 73A in respect of any specified business during the previous year, if yes, please furnish details of the same.	NIL								
	(e) In case of a company, please state that whether the company is deemed to be carrying on a speculation business as referred in explanation to section 73, if yes, please furnish the details of speculation loss if any incurred during the previous year.									
33	Section-wise details of deductions, if any, admissible under Chapter VIA or Chapter III (Section 10A, Section 10AA).	NIL								
	<table border="1"> <tr> <td>Section under which deduction is claimed</td> <td>Amounts admissible as per the provision of the Income Tax Act, 1961 and fulfils the conditions, if any, specified under the relevant provisions of Income Tax Act, 1961 or Income Tax Rules, 1962 or any other guidelines, circular, etc, issued in this behalf.</td> </tr> </table>	Section under which deduction is claimed	Amounts admissible as per the provision of the Income Tax Act, 1961 and fulfils the conditions, if any, specified under the relevant provisions of Income Tax Act, 1961 or Income Tax Rules, 1962 or any other guidelines, circular, etc, issued in this behalf.							
Section under which deduction is claimed	Amounts admissible as per the provision of the Income Tax Act, 1961 and fulfils the conditions, if any, specified under the relevant provisions of Income Tax Act, 1961 or Income Tax Rules, 1962 or any other guidelines, circular, etc, issued in this behalf.									
34	<p>(a) Whether the assessee is required to deduct or collect tax as per the provisions of Chapter XVII-B or Chapter XVII-BB, if yes please furnish:</p> <ol style="list-style-type: none"> 1 Tax deduction and collection Account Number (TAN) 2 Section 3 Nature of payment 4 Total amount of payment or receipt of the nature specified in column (3) 5 Total amount on which tax was required to be deducted or collected out of (4) 6 Total amount on which tax was deducted or collected at specified rate out of (5) 7 Amount of tax deducted or collected out of (6) 8 Total amount on which tax was deducted or collected at less than specified rate out of (5) 9 Amount of tax deducted or collected on (8) 10 Amount of tax deducted or collected not deposited to the credit of the Central Government out of (7) and (9) <p>(b) Whether the assessee is required to furnish the statement of tax deducted or tax collected. If yes, please furnish the details:</p> <table border="1"> <tr> <td>Tax deduction and collection Account Number (TAN)</td> <td>Type of Form</td> <td>Due date for furnishing</td> <td>Date of furnishing, if furnished</td> <td>Whether the statement of tax deducted or collected contains information about all details/transactions which are required to be reported. If not, please furnish list of details/transactions which are not reported.</td> </tr> </table> <p>(c) Whether the assessee is liable to pay interest under section 201(1A) or section 206C(7). If yes, please furnish:</p> <table border="1"> <tr> <td>Tax deduction and collection Account Number (TAN)</td> <td>Amount of interest under section 201(1A)/206C(7) is payable</td> <td>Amount paid out of column (2) along with date of payment.</td> </tr> </table>	Tax deduction and collection Account Number (TAN)	Type of Form	Due date for furnishing	Date of furnishing, if furnished	Whether the statement of tax deducted or collected contains information about all details/transactions which are required to be reported. If not, please furnish list of details/transactions which are not reported.	Tax deduction and collection Account Number (TAN)	Amount of interest under section 201(1A)/206C(7) is payable	Amount paid out of column (2) along with date of payment.	<p>Yes, As per sch. 34a</p> <p>Yes, As per sch. 34b</p> <p>No</p>
Tax deduction and collection Account Number (TAN)	Type of Form	Due date for furnishing	Date of furnishing, if furnished	Whether the statement of tax deducted or collected contains information about all details/transactions which are required to be reported. If not, please furnish list of details/transactions which are not reported.						
Tax deduction and collection Account Number (TAN)	Amount of interest under section 201(1A)/206C(7) is payable	Amount paid out of column (2) along with date of payment.								
35	<p>(a) In the case of a trading concern, give quantitative details of principal items of goods traded:</p> <ol style="list-style-type: none"> (i) opening Stock; (ii) purchases during the previous year; (iii) sales during the previous year; (iv) closing Stock; (v) shortage/excess, if any. <p>(b) In the case of manufacturing concern, give quantitative details of the principal items of raw materials, finished products and by-products:</p>	<p>Not Applicable</p> <p>Not Applicable</p>								



	A Raw materials : (i) opening stock; (ii) Purchases during the previous year; (iii) consumption during the previous year; (iv) sales during the previous year; (v) closing stock; (vi) yield of finished products; (vii) percentage of yield; (viii) shortage/excess, if any.					
	B Finished products/By-products : (i) opening stock; (ii) purchases during the previous year; (iii) quantity manufactured during the previous year; (iv) sales during the previous year; (v) closing stock; (vi) shortage/excess, if any.					Not Applicable
36A	(a) Whether the assessee has received any amount in the nature of dividend as referred to in section 2(22)(e)?					No
	(b) If yes, please furnish the following details: (i) Amount received (in Rs.) (ii) Date of receipt					
37	Whether any cost audit was carried out, if yes, give the details, if any, of disqualification or disagreement on any matter/item/value/quantity as may be reported/identified by the cost auditor.					Not Applicable
38	Whether any audit was conducted under the Central Excise Act, 1944, if yes, give the details, if any, of disqualification or disagreement on any matter/item/value/quantity as may be reported/identified by the auditor.					Not Applicable
39	Whether any audit was conducted under section 72A of the Finance Act, 1994 in relation to valuation of taxable services, if yes, give the details, if any, of disqualification or disagreement on any matter/item/value/quantity as may be reported/identified by the auditor.					Not Applicable
40	Details regarding turnover, gross profit, etc., for the previous year and preceding previous year: 1. Total turnover of the assessee 2. Gross profit/turnover 3. Net profit/turnover 4. Stock-in-trade/turnover 5. Material Consumed/finished goods produced					As per sch.40
	(The details required to be furnished for principal items of goods traded or manufactured or services rendered)					
41	Please furnish the details of demand raised or refund issued during the previous year under any tax laws other than Income Tax Act, 1961 and Wealth tax Act, 1957 along with details of relevant proceedings.					NIL
42	(a) Whether the assessee is required to furnish statement in Form No.61 or Form No. 61A or Form No. 61B?					No
	(b) If yes, please furnish:					
	Income-tax Department Reporting Entity Identification Number	Type of Form	Due date for furnishing	Date of furnishing, if furnished	Whether the Form contains information about all details/ transactions which are required to be reported. If not, please furnish list of the details/transactions which are not reported.	
43	(a) Whether the assessee or its parent entity or alternate reporting entity is liable to furnish the report as referred to in section 286(2)					No
	(b) if yes, please furnish the following details:					
	(i) Whether report has been furnished by the assessee or its parent entity or an alternate reporting entity					



	(ii) Name of parent entity						
	(iii) Name of alternate reporting entity (if applicable)						
	(iv) Date of furnishing of report						
	(c) if not due, Expected date of filing						
44	Break-up of total expenditure of entities registered or not registered under the GST:						No
	Particulars	Total amount of Expenditure incurred during the year	Expenditure in respect of entities registered under GST Relating to goods or services exempt from GST	Relating to Entities falling under composition scheme	Relating to other registered entities	Total payment to registered entities	



For KAPVALT And Company

(Signature and stamp/seal of the signatory)

Place: CHHATRAPATI
SAMBHAJINAGAR
Date: **21-Dec-2024**

Name of the signatory:

ARJUN MAHESH LAHOTI

Partner, M. No. 188894

Firm reg. No. 0142310W

Full Address : Flat No.15, Suvarna Apartment, Sahakar
Nagar Chowk, Opp. SBI, Kranti Chowk, Kranti
Chowk S.O, Chhatrapati Sambhajanagar,
Chhatrapati Sambhajanagar, Maharashtra,
431005, India

10: Details of business / profession

	Sector	Sub-Sector	Code	Particulars of change
1	Manufacturing	Others	04097	No Change

11b: Books maintained

		Address
1	Bank book	Sinchan Bhavan, Akashwani Chowk, Jalgaon, Jalgaon, Jalgaon-425 001, Maharashtra, India
2	Cash book	. -do-
3	Ledger	. -do-
4	Stock register	. -do-
5	Books of Other Books and Abstract as given in Maharashtra Public Works Code and Manuals	. -do-
6	Accounts are maintained at Circle / Division wise and compiled at head office on computer system	. -do-

11c: Books / documents examined

1	Bank book
2	Cash book
3	Ledger
4	Stock register
5	Books of Other Books and Abstract as given in Maharashtra Public Works Code and Manuals
6	Accounts are maintained at Circle / Division wise and compiled at head office on computer system




34a: Deduction or collection of tax as per the provisions of Chapter XVII-B or Chapter XVII-BB

Tax deduction and collection Account Number (TAN)	Section	Nature of payment	Total amount of payment or receipt of the nature specified in column (3)	Total amount on which tax was deducted or collected out of (4)	Total amount on which tax was deducted or collected at specified rate out of (5)	Amount of tax deducted or collected out of (6)	Total amount on which tax was deducted or collected at specified rate out of (8)	Amount of tax deducted or collected on (9)	Amount of tax deducted or collected not deposited to the credit of the Central Government out of (7) and (9)
(1)	(2)	(3)	(4)	(5)	(6)	(7)	(8)	(9)	(10)
NSKE00469A	194J	Fees for professional or technical services	12,85,699	11,26,480	11,26,480	1,12,648	NIL	NIL	NIL
Total			12,85,699	11,26,480	11,26,480	1,12,648	0	0	0



34b: TDS/TCS returns

Tax deduction and collection Account Number (TAN)	Type of Form	Due date	Date of furnishing, if furnished	Whether the statement of tax deducted or collected contains information about all details/transactions which are required to be reported. If not, please furnish list of details/transactions which are not reported.
NSKN00832G	24Q	31-Jul-2023	30-Jul-2023	
NSKN00832G	24Q	31-Oct-2023	29-Oct-2023	
NSKN00832G	24Q	31-Jan-2024	24-Jan-2024	
NSKN00832G	24Q	31-May-2024	17-May-2024	
NSKE00448A	26Q	30-Sep-2023	10-Jul-2023	
NSKE00448A	26Q	31-Oct-2023	12-Oct-2023	
NSKE00448A	26Q	31-Jan-2024	22-Jan-2024	
NSKE00448A	26Q	31-May-2024	11-Apr-2024	
NSKE00448A	24Q	31-Jul-2023	10-Jul-2023	
NSKE00448A	24Q	31-Oct-2023	12-Oct-2023	
NSKE00448A	24Q	31-Jan-2024	22-Jan-2024	
NSKE00448A	24Q	31-May-2024	11-Apr-2024	
NSKM02241B	24Q	31-Jul-2023	18-Jul-2023	
NSKM02241B	24Q	31-Oct-2023	14-Oct-2023	
NSKM02241B	24Q	31-Jan-2024	06-Jan-2024	
NSKM02241B	24Q	31-May-2024	09-Oct-2024	
NSKS06472E	26Q	30-Sep-2023	15-Sep-2023	
NSKS06472E	26Q	31-Oct-2023	13-Oct-2023	
NSKS06472E	26Q	31-Jan-2024	18-Jan-2024	
NSKS06472E	26Q	31-May-2024	04-May-2024	
NSKS06472E	24Q	30-Sep-2023	25-Jul-2023	
NSKS06472E	24Q	31-Oct-2023	13-Oct-2023	
NSKS06472E	24Q	31-Jan-2024	18-Jan-2024	
NSKS06472E	24Q	31-May-2024	04-May-2024	
NSKU00258G	24Q	31-Jul-2023	19-Jul-2023	
NSKU00258G	24Q	31-Oct-2023	30-Oct-2023	
NSKU00258G	24Q	31-Jan-2024	29-Jan-2024	
NSKU00258G	24Q	31-May-2024	28-May-2024	
NSKU00258G	26Q	30-Sep-2024	15-Sep-2023	
NSKU00258G	26Q	31-Oct-2023	26-Oct-2023	
NSKU00258G	26Q	31-Jan-2024	22-Jan-2024	
NSKU00258G	26Q	31-May-2024	28-May-2024	
NSKD01119G	24Q	31-Jul-2023	31-Jul-2023	
NSKD01119G	24Q	31-Oct-2023	20-Oct-2023	
NSKD01119G	24Q	31-Jan-2024	24-Jan-2024	
NSKD01119G	24Q	31-May-2024	14-May-2024	
NSKE01697D	26Q	30-Sep-2023	05-Sep-2023	
NSKE01697D	26Q	31-Oct-2023	13-Oct-2023	
NSKE01697D	26Q	31-Jan-2024	15-Jan-2024	
NSKE01697D	26Q	31-May-2024	03-May-2024	
NSKT04142F	26Q	30-Sep-2023	06-Sep-2023	
NSKT04142F	26Q	31-Oct-2023	11-Oct-2023	
NSKT04142F	26Q	31-Jan-2024	13-Jan-2024	



NSKT04142F	26Q	31-May-2024	12-Apr-2024
NSKT04142F	24Q	31-Jul-2023	06-Jul-2023
NSKT04142F	24Q	31-Oct-2023	03-Oct-2023
NSKT04142F	24Q	31-Jan-2024	03-Jan-2024
NSKT04142F	24Q	31-May-2024	22-Apr-2024
NSKD01120A	24Q	31-Jul-2023	28-Jul-2023
NSKD01120A	24Q	31-Oct-2023	20-Oct-2023
NSKD01120A	24Q	31-Jan-2024	24-Jan-2024
NSKD01120A	24Q	31-May-2024	31-May-2024
NSKD01120A	26Q	30-Sep-2023	13-Sep-2023
NSKD01120A	26Q	31-Oct-2023	27-Oct-2023
NSKD01120A	26Q	31-Jan-2024	27-Jan-2024
NSKD01120A	26Q	31-May-2024	31-May-2024
NSKM02667A	24Q	31-Jul-2023	28-Jul-2023
NSKM02667A	24Q	31-Oct-2023	19-Oct-2023
NSKM02667A	24Q	31-Jan-2024	25-Jan-2024
NSKM02667A	24Q	31-May-2024	29-May-2024
NSKE00807C	24Q	31-Jul-2023	10-Jul-2023
NSKE00807C	24Q	31-Oct-2023	12-Oct-2023
NSKE00807C	24Q	31-Jan-2024	22-Jan-2024
NSKE00807C	24Q	31-May-2024	11-Apr-2024
NSKE00807C	26Q	30-Sep-2023	10-Jul-2023
NSKE00807C	26Q	31-Oct-2023	12-Oct-2023
NSKE00807C	26Q	31-Jan-2024	22-Jan-2024
NSKE00807C	26Q	31-May-2024	11-Apr-2024
PNEE04586B	24Q	31-Jul-2023	31-Jul-2023
PNEE04586B	24Q	31-Oct-2023	04-Jun-2024
PNEE04586B	24Q	31-Jan-2024	31-Jan-2024
PNEE04586B	24Q	31-May-2024	04-Jun-2024
PNEE04586B	26Q	30-Sep-2023	30-Sep-2023
PNEE04586B	26Q	31-Oct-2023	30-Oct-2023
PNEE04586B	26Q	31-Jan-2024	31-Jan-2024
PNEE04586B	26Q	31-May-2024	16-May-2024
PNEE04074A	26Q	30-Sep-2023	06-Sep-2023
PNEE04074A	26Q	31-Oct-2023	03-Oct-2023
PNEE04074A	26Q	31-Jan-2024	02-Jan-2024
PNEE04074A	26Q	31-May-2024	04-May-2024
NSKE00499C	24Q	31-Jul-2023	26-Jul-2023
NSKE00499C	24Q	31-Oct-2023	13-Oct-2023
NSKE00499C	24Q	31-Jan-2024	20-Jan-2024
NSKE00499C	24Q	31-May-2024	31-May-2024
NSKE00499C	26Q	30-Sep-2023	10-Oct-2023
NSKE00499C	26Q	31-Oct-2023	13-Oct-2023
NSKE00499C	26Q	31-Jan-2024	20-Jan-2024
NSKE00499C	26Q	31-May-2024	31-May-2024
NSKM02241B	24Q	31-Jul-2023	11-Sep-2023
NSKM02241B	24Q	31-Oct-2023	27-Oct-2023
NSKM02241B	24Q	31-Jan-2024	16-Jan-2024
NSKM02241B	24Q	31-May-2024	09-May-2024



NSKE00413A	26Q	30-Sep-2023	25-Oct-2023	
NSKE00413A	26Q	31-Oct-2023	07-Dec-2023	
NSKE00413A	26Q	31-Jan-2024	18-Feb-2024	
NSKE00413A	26Q	31-May-2024	03-Jun-2024	
NSKE00159F	26Q	30-Sep-2023	18-Sep-2023	
NSKE00159F	26Q	31-Oct-2023	17-Oct-2023	
NSKE00159F	26Q	31-Jan-2024	29-Jan-2024	
NSKE00159F	26Q	31-May-2024	04-Apr-2024	
NSKE00469A	26Q	31-Oct-2023	31-Oct-2023	
NSKE00469A	26Q	31-May-2024	11-May-2024	

Place: CHHATRAPATI SAMBHAJINAGAR

Date: **21-Dec-2024**



For KAPVALT And Company

Arjun Mahesh Lahoti

ARJUN MAHESH LAHOTI

Partner, M. No. 188894

Firm reg. No. 0142310W

TAPI IRRIGATION DEVELOPMENT CORPORATION - JALGAON					
BALANCE SHEET AS ON 31ST MARCH 2024					
As on 31.03.23 Amount ₹	Liabilities	As on 31.03.24 Amount ₹	As on 31.03.23 Amount ₹	Assets	As on 31.03.24 Amount ₹
172262235913	Capital Contribution by GOM (Schedule - I)	189702099485	164716182062	Fixed Assets (Schedule - III)	189653409839
4024565738	Current Liabilities & Provisions (Schedule - II)	8493123183	10800000000	INVESTMENTS : (Schedule - IV)	17000000000
			10490619588	Current Assets, Loans & Advances (Schedule - V)	6841812829
176286801650	Total ₹...	198195222668	176286801650	Total ₹...	198195222668

As per Our Report of Evendate

For A.S.Bedmutha & Co.,
Chartered Accountants

(CA Shailesh Bedmutha)
Partner

M.No. 139824

FRN : 101067w

UDIN : 24139824BKCORY1926

Date : 20th December 2024.

Place : Chhatrapati Sambhajanagar.

FOR TAPI IRRIGATION DEVELOPMENT CORPORATION JALGAON

Executive Director

Chief Accounts & Financial Officer

TAPI IRRIGATION DEVELOPMENT CORPORATION - JALGAON

PROJECT DEVELOPMENT ACCOUNT FOR THE YEAR ENDED 31ST MARCH 2024

Previous Year	Particulars	Amount ₹	Previous Year	Particulars	Amount ₹
48657861	To Direction & Administration Expenses (Schedule - VI)	55975322	123367	By Interest Received from Banks (Schedule - VII)	3765616
			29911524	By Other Revenue (Schedule - VI)	11217175
			18622970	By Net Deficit (Loss) for the year transferred to Project Works	40992531
48657861	Total ₹...	55975322	48657861	Total ₹...	55975322

As per Our Report of Evendate

For A.S.Bedmutha & Co.,

Chartered Accountants



(Signature)

(CA Shailesh Bedmutha)

Partner

M.No. 139824

FRN : 101067w

UDIN : 24139824BKCORY1926

Date : 20th December 2024.

Place : Chhatrapati Sambhajinagar.

FOR TAPI IRRIGATION DEVELOPMENT CORPORATION JALGAON

(Signature)

Executive Director

(Signature)
Chief Accounts & Financial Officer


TAPI IRRIGATION DEVELOPMENT CORPORATON - JALGAON		
SCHEDULE - I : CAPITAL CONTRIBUTION FROM GOM		
Particulars	As on 31.03.24 Amount ₹	As on 31.03.23 Amount ₹
Opening Balance	108562831883	95515695825
Add : Capital Contribution during the year (Net)	9588845192	12838915134
Add : Water Charges (Net)		
- Irrigation Purpose	15161515	18499105
- Non-Irrigation Purpose	206565727	189721819
TOTAL	118373404317	108562831883
Grant for Salary Payments	831998000	902583000
Less : Trf. To Direction & Administration Expenses	(778832160)	(789761000)
Less : Trf. To Project Work in Progress	(38043000)	(48150000)
Add : Reconciliation Entry of Salary Grant (Previous Years)	9819298	-
GRANTS		
For Adivasi Grant	5444909933	5444909933
For Water Utilisation Institutes	262000	262000
For Redemption of Bonds	12998400000	12998400000
For A.I.B.P	17562923059	17562923059
For MPVC Contribution	205111100	205111100
For Drought Relief Work	145800000	145800000
For Grant- Khandesh Package	4375887287	4375887287
From HUDCO	1000000000	1000000000
From NABARD	2548891767	2497691767
From Narmada Development Division	105679000	105679000
From LIC	339600000	339600000
From VIDC for LI Project	11567330052	10431330052
From VTPUSY	986712732	986712732
From Govt. Guarantee Fees	3542376000	3542376000
From Govt. Repairs, Renovation & Re-establishment	286704000	286704000
From Land Acquisition & Rehabilitation	6535886600	1863797600
From Flood Control	93316500	93316500
Capital Contribution from Central Govt. (No Interest Loan)	3370797000	1754231000
For Extension and Improvement	193166000	-
Total ₹	189702099485	172262235913

TAPI IRRIGATION DEVELOPMENT CORPORATON - JALGAON		
SCHEDULE - II : CURRENT LIABILITIES AND PROVISIONS		
Particulars	As on 31.03.24 Amount ₹	As on 31.03.23 Amount ₹
Public Work Deposits	2406033612	1356404313
Adjustment A/c Suspense Between TIDC & GOM		
Establishment		
Adj. A/c between Division & AG Nagpur (WMR)	374937853	374937853
Adj. A/c of Receipts & Recoveries for GOM - CSSA (OLD)	4597026	4597026
Local Cess Payable	391110675	282946733
VTPUSY Payable	600000000	600000000
Material Purchase Suspense A/c	158051090	157640566
Collection A/c Suspense (Pending Trf.)	(62355749)	(63458055)
Establishment A/c Suspense	(15666163)	(15666163)
Operation A/c Suspense (Pending Trf.)	(87929309)	(80424883)
Remittance In Transit	4330009801	1042012378
Bond Series Payable	2390350	2390350
Other Provisions	51251717	57193625
Local Fund Cess	132833824	132833824
Adjustment Account on Behalf of Government	207940554	173240269
Co Op Society Loan Adv	-82098	(82098)
Total ₹	8493123183	4024565738



TAPI IRRIGATION DEVELOPMENT CORPORATON - JALGAON		
Schedule - III: - FIXED ASSETS		
Particulars	As on 31.03.24 Amount ₹	As on 31.03.23 Amount ₹
Total Assets of Tapi Irrigation Development Corp.	20467300000	20467300000
ADD: Project Work In Progress		
Capital Expenditure on Projects		
Project Work In Progress	(314111510)	(291263349)
Major Irrigation Projects	76992668840	63434221145
Medium Irrigation Projects	57216411569	51769000860
Minor Irrigation Projects	25939870442	20797667176
Drainage Scheme Contribution	263000	263000
Land Aquisition As Per Court Order	155948793	155948793
M & R Flood & Controlling	277996617	277996617
ADD: - Maint. & Admn. Exp. On Proj. Works		
Major Irrigation Projects	595134576	478862594
Medium Irrigation Projects	718256872	709657161
Minor Irrigation Projects	283086539	276786539
Command Area Development Authority	17935228	17935228
Residential Building	179595721	169850985
Non - Residential Building	27626189	27626189
Machinery & Equipment	82174641	82174641
Plant & Machinery	14585166	14585166
Tools & Plants	3050552	3050552
Vehicles	7972327	7972327
Office Equipment & Computer Peripherals	2340824	2340824
Capital Outlay on Major & medium Projects	2912704201	2282598893
Net Deficit/Loss for the year from Project & Development A/c		
Pending Allocation to Project Work		
Net Deficit / Loss During the year	4286550227	4245557696
Net Stock Balance with Division	(213950974)	(213950974)
Total ₹	189653409839	164716182062

TAPI IRRIGATION DEVELOPMENT CORPORATON - JALGAON		
Schedule - IV: - INVESTMENTS		
Particulars	As on 31.03.24 Amount ₹	As on 31.03.23 Amount ₹
Fixed Deposit - Collection Account	1700000000	1080000000
Total ₹	1700000000	1080000000



TAPI IRRIGATION DEVELOPMENT CORPORATON - JALGAON		
SCHEDULE - V :- CURRENT ASSETS, LOANS & ADVANCES		
Particulars	As on 31.03.24 Amount ₹	As on 31.03.23 Amount ₹
(a) CURRENT ASSETS		
Cash & Bank Balance		
1) Cash Balance		
Cash and Cheques in Hand	2797086	2475014
Works Cash Balance	-	-
2) Bank Balance		
Operation Account	1862358724	3044450746
Collection Account	610406794	1043750080
AIBP Account	19080993	19080993
VIDC Account	835935	835935
VTPUSY Account	2069	2069
Personal Ledger Account	370352131	-
Bond Series Account	3222364	3222364
Revenue Collection Accounts	254246935	2978818674
IDBI A/C No.0482104000147200	1066859	1035530
RBI DEAF FUND ACCOUNT	266500	266500
3) Short Term Deposits from		
Operation Account	1370000000	830000000
Bond Series	2045424	2045424
VIDC Account	40000000	-
Other FDR & Investments	399634153	364564153
TOTAL CURRENT ASSETS (A)	4936315967	8290547482
(b) LOANS & ADVANCES		
Miscellaneous Public Works Advances	1572703583	1417518471
Cash Settlement Suspense Account	353885571	329596210
LOC in Transit	-288533310	80915718
Tax Deducted at Source	19432952	21656061
Advance Taxes	26049104	26049104
Imprest Account	18197049	100677622
Salary Advance	82400	82400
Medical & Festival Advance	8986623	3018178
Other Recovery	84040	84040
DPDC Funds	6314725	6314725
Advance for Capital Assets	1600000	1600000
Deposits	401370	353961
Deferred Revenue Expenditure	181390027	207302888
Receivable From GOM		
1) Against Establishment Payments	24443	24443
1) Against Works Payments	4878286	4878286
TOTAL LOANS & ADVANCES (B)	1905496862	2200072106
TOTAL CURRENT ASSETS LOANS & ADVANCES (A+B)	6841812829	10490619588



TAPI IRRIGATION DEVELOPMENT CORPORATON - JALGAON		
SCHEDULE - VI : - DIRECTION AND ADMINISTRATION EXPENSES		
Particulars	As on 31.03.24 Amount ₹	As on 31.03.23 Amount ₹
(a) Salary & Allowances	684788091	686495083
Travelling Expenses	9588163	9404185
Office Expenses	76377301	61483249
Payment for Professional Services	2122473	4039084
Vehicle - Fuel & Repairs	43268042	42485650
Internal Auditor's Remuneration	1043799	1043445
Advertisement, Sales & Publicity	2412466	2885374
Bank Charges & Commission	237513	871806
Computer Consumables	2642487	3488992
Rent Rates & Taxes	1748834	2524031
Emergency Services	759015	245079
	824988184	814965978
Less :		
Salary Grants Received From GOM		
- Current Year	(778832160)	(725089000)
- Previous Year	9819298	(64672000)
Total ₹ (A)	55975322	89876978
(b) Less : REVENUE RECEIPTS		
Auction & Tender Fees	2614280	2326918
Rent Received	1146502	749255
Fishery Charges	1293456	1489759
Information Act Fees	15716	39231
Other / Miscellaneous Receipts	4120811	3259497
Interest on Income Tax Refund	11256	190530
Penalty from Contractor	969000	-
NA Charges	1046154	1652032
Total ₹ (B)	11217175	9707222
NET DIRECTION & ADMINISTRATION EXPENSES PROJECT & DEVELOPMENT ACCOUNT (A-B)	44758147	80169756

TAPI IRRIGATION DEVELOPMENT CORPORATON - JALGAON		
SCHEDULE - VII : - INTEREST RECEIVED FROM BANKS		
Particulars	As on 31.03.24 Amount ₹	As on 31.03.23 Amount ₹
1) Interest Received from Banks	3765616	4426856
Total ₹	3765616	4426856



TAPI IRRIGATION DEVELOPMENT CORPORATION, JALGAON

SCHEDULE – IX

NOTES TO ACCOUNTS :

SUMMARY OF SIGNIFICANT ACCOUNTING POLICIES :

GENERAL:

1. The Accounts have been drawn up under the Historical Cost Convention Method. The value of fixed assets includes assets taken over by the Corporation from east while Irrigation Dept., Govt. of Maharashtra with effect from 01/01/1998 and then certified by the officials of the Corporation.
2. The Corporation has generally followed CASH System of Accounting.

FIXED ASSETS:

Assets purchased during the year are valued at Cost including the incidental expenses and installation expenses.

DEPRECIATION:

Corporation has not charged Depreciation on Fixed Assets, neither obtained any rates from Comptroller & Auditor General of India for rates to be charged.

INVENTORY:

Valuation of Stock taken at values stated by the Management being division and circle offices. As per Books of Account is ₹ 213950974.45 (Credit Balance) has been carried forward from year to years. We suggest for Reconciliation of the same and to take proper accounting effect.

RETIREMENT BENEFITS:

Any liability for payment of retirement benefits to the employees of the Corporation is Liability of the Govt. of Maharashtra as the employees of the Corporation are on deputation from the Government without deputation allowances and therefore no provision has been made under AS-15 for retirement benefits.

RELATED PARTY DISCLOSURE:

The Corporation being State Government of Maharashtra Undertaking Related Party Disclosure is not applicable.



RECEIPTS OF GRANTS FROM GOVERNMENT OF MAHARASHTRA AND OTHERS :

The Corporation has received total of ₹ 1910.5790 Crores during the year under various heads from Government of Maharashtra and Others.

Details of the said grants as below:

Sr. No.	Particulars	₹ in Crores
1.	Salary Grant (Current Year)	80.7056
	- Salary (Previous Year – Unspent Grants)	2.4942
2.	Capital Contribution – GOM – PMKSY	22.8803
3.	Capital Contribution - GOM – Irrigation (Water Charges)	1.5161
4.	Capital Contribution – GOM- Non-Irrigation	61.9972
5.	Capital Contribution – NABARD	5.1200
6.	Capital Contribution - Interest on Non-Operative Deposits	13.7057
7.	Capital Contribution – GOM for Major, Medium & Minor Projects	408.9678
8.	Capital Contribution – BJSY	551.41
9.	Capital Contribution from VIDC Nagpur	113.6000
10.	Grant for Land Acquisition and Rehabilitation	467.2089
11.	No Interest Loan from Central Government	161.6566
12.	Grants for Extension and Improvement	19.3166
	TOTAL ₹	1910.5790

Notes:


1. During the year interest income earned on deposits of pending funds from Non-Operative Account kept in bank fixed deposits of ₹ 13.7057 Crores has been added to the capital contribution as interest owned / owed to said grants and following the view expressed by Accountant General (Audit)-II, Nagpur - 440001, Maharashtra.

GOVERNMENT GRANTS RECEIPTS AND EXPENDITURES :

Unspent grant at the beginning of the year was of ₹ 1207.0024 Crores. During the year corporation has received ₹ 1910.5790 Crores (including water charges on behalf of Government of Maharashtra and interest on short term deposits transferred to grants). Expenditure for the year of ₹ 1769.0740 Crores remains balance of grant at the end of the year of ₹ 1348.5074 Crores.

WATER CHARGES FROM IRRIGATION AND NON - IRRIGATION :

During the year water charges collection on behalf of Government of Maharashtra from Irrigation and Non- Irrigation Purpose being considered as capital contribution from Government of Maharashtra as the same being utilized for maintenance and establishment expenses for the projects.



Irrigation: During the year corporation received ₹ 15161515/- of Water Charges from Irrigation Purpose.

Non-Irrigation : During the Year Corporation received ₹ 619972447/- of Water Charges from Non-Irrigation Purpose and out of which 60% of the collection from Non-Irrigation being transferred to the Nodal officer. The Corporation has maintained due reconciliation of Funds received during the Year and its related payment to the Nodal Office. The payment of 60% against collection of Water Charges from Non-irrigation during the respective month is made in the following month.

LOCAL CESS PAYABLE :

As on 31st March 2024, Corporation has collected ₹ 523944499/- on account of Local Cess / Local Fund Cess through the division offices. The said Local Cess / Local Fund Cess needs to be settled/ paid at the earliest.

BALANCES IN BANK ACCOUNT FOR REPAYMENT OF BONDS AND PAYMENT OF INTEREST :

The Corporation has followed the practice in earlier year of issuing cheques for payment of interest and towards repayment of bonds on due dates from separate designated accounts opened for the purpose.

The balances in these accounts and against of which liabilities for outstanding of bonds and interest on bonds are reflected in the accounts to the extent information available. Also, Income from such bank balances by way of interest was recorded as and when received.


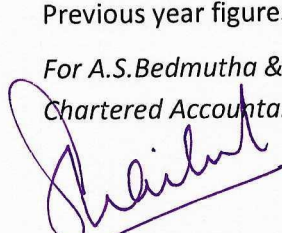
SALARY GRANTS ON CRT FOR PROJECTS :

During the year grants received for making of payment towards salary of CRT employees and as issued from the corporation against the specified project, the same has been credited to the Project Work in Progress Account.

PREVIOUS YEAR FIGURES :

Previous year figures are regrouped, rearranged, re-casted and reclassified wherever necessary.

For A.S.Bedmutha & Co.,
Chartered Accountants




CA Shailesh Bedmutha
Partner

M. No. 139824

FRN :101067w

UDIN : 24139824BKCORY1926

FOR TAPI IRRIGATION DEVELOPMENT
CORPORATION - JALGAON



Executive Director




Chief Accounts &
Finance officer

Place : Chhatrapati Sambhajnagar.

Date :20th December 2024.

सन २०२३-२४ च्या २६ व्या वार्षिक वित्तीय अहवालाबाबत वस्तुस्थिती.
(विलंबाची कारणे)

- १) सन २०२३-२४ चे ताळेबंद महामंडळाचे सनदी लेखापाल व अंतर्गत हिशोब तपासणीस यांचेकडून दिनांक २०/१२/२०२४ रोजी महामंडळास प्राप्त झाला.
- २) सदर ताळेबंदास महामंडळाच्या दिनांक. ०५/०८/२०२५ रोजी झालेल्या ७१ व्या बैठकीत मंजूरी देण्यात आलेली आहे.
- ३) करिता, सदर अहवाल डिसेंबर-२०२५ च्या हिवाळी अधिवेशनात विधीमंडळाच्या दोन्ही सभागृहाच्या पटलावर ठेवण्यासाठी सादर करण्यात येत आहे.


(न.दि.महाजन)
मुख्य लेखा व वित्त अधिकारी,
तापी पाटबंधारे विकास महामंडळ,
जळगांव.



कार्यकारी संचालक
तापी पाटबंधारे विकास महामंडळ, जळगांव
 'सिंचन भवन', आकाशवाणी चौक, जळगांव-४२५ ००१
 दुरध्वनी क्रमांक - ०२५७/२२२१२९०, २२२११४२ फॅक्स नं. २२२१६०५



Email ID - tidcjat@gmail.com / edtidc.jalgnwrd@maharashtra.gov.in / cetidc.jalgnwrd@maharashtra.gov.in

जा.क्र.कासं/तापाविम/प्रशा/ नियामक बैठक/(७१)/ ५३३४ /सन २०२५

दि. ०१ ऑक्टोबर २०२५

प्रति,

मा. मुख्य सचिव व पदसिद्ध उपाध्यक्ष, तापाविम

मा. अपर मुख्य सचिव, (जलसंपदा) जलसंपदा विभाग व व्यवस्थापकीय संचालक, तापाविम

मा. सचिव, (लाक्षेवि), जलसंपदा विभाग व सदस्य, तापाविम

मा. अतिरिक्त मुख्य सचिव, वित्त विभाग (वित्त) व सदस्य, तापाविम

मा. अतिरिक्त मुख्य सचिव, (नियोजन) व सदस्य, तापाविम

मा. प्रधान सचिव, महसूल व वन विभाग (वने) व सदस्य, तापाविम

मा. सचिव, महसूल विभाग (मदत व पुनर्वसन) व सदस्य, तापाविम

मा. अतिरिक्त मुख्य सचिव, (कृषी व पणन) व सदस्य, तापाविम

विषय- तापी पाटबंधारे विकास महामंडळाच्या दिनांक ०५/०८/२०२५ रोजी संपन्न झालेल्या नियामक मंडळाच्या ७१ व्या बैठकीचे मंजूर कार्यवृत्त व पारित ठराव सादर करणेबाबत

- संदर्भ-**
- १) खाजगी सचिव, मा. मंत्री, जलसंपदा (विदर्भ, तापी व कोकण खोरे विकास महामंडळ), आपत्ती व्यवस्थापन, मंत्रालय, मुंबई यांचे पत्र दि. २९.०७.२०२५
 - २) कार्यकारी संचालक, तापाविम, जळगांव यांचे पत्र जा.क्र. कासं/तापाविम/ नियामक बैठक/७१/४३८६/सन २०२५ दि. ०२.०८.२०२५
 - ३) तापी पाटबंधारे विकास महामंडळाच्या नियामक मंडळाची दि. ०५/०८/२०२५ रोजी संपन्न झालेली ७१ वी बैठक

आदरणीय महोदय/ महोदया,

तापी पाटबंधारे विकास महामंडळाच्या नियामक मंडळाची ७१ वी बैठक दिनांक ०५/०८/२०२५ रोजी दुपारी ४:०० वाजता मा. मंत्री, जलसंपदा (विदर्भ, तापी व कोकण खोरे विकास महामंडळ), आपत्ती व्यवस्थापन तथा अध्यक्ष, तापी पाटबंधारे विकास महामंडळ, जळगांव यांचे अध्यक्षतेखाली दालन क्रमांक ६०९ (विस्तार), सहावा मजला, विस्तार इमारत, मंत्रालय, मुंबई येथे संपन्न झाली.

सदर नियामक मंडळाच्या बैठकीचे मंजूर झालेले कार्यवृत्त व पारित ठराव आपल्या अवलोकनार्थ सोबत सविनय सादर करण्यात येत आहे.

सहपत्र-

मंजूर झालेले कार्यवृत्त व पारित
ठरावाची प्रत्येकी एक प्रत

स्थळ प्रतीवर मा. कार्यकारी संचालक
तथा सदस्य सचिव यांची सही असे

(ई.शं.पठार)

कार्यकारी अभियंता

तापी पाटबंधारे विकास महामंडळ,
जळगांव

प्रत- मा. मंत्री, जलसंपदा (विदर्भ, तापी व कोकण खोरे विकास महामंडळ), आपत्ती व्यवस्थापन तथा अध्यक्ष, तापी पाटबंधारे विकास महामंडळ, जळगांव यांचे खाजगी सचिव यांना माहितीसाठी सविनय सादर.

(लक्षवेध - श्री.जयराज कारभारी - खाजगी सचिव)

सहपत्र - मंजूर कार्यवृत्त व पारित ठराव

प्रत- मुख्य अभियंता तथा सह सचिव (द व प्र), जलसंपदा विभाग, मंत्रालय, मुंबई यांना माहितीसाठी

सहपत्र- मंजूर कार्यवृत्त व पारित ठराव

प्रत- मुख्य अभियंता, तापी पाटबंधारे विकास महामंडळ, जळगांव यांना माहितीसाठी व कार्यवाहीसाठी

सहपत्र-मंजूर कार्यवृत्त व पारित ठराव

प्रत- मुख्य लेखा व वित्त अधिकारी, तापी पाटबंधारे विकास महामंडळ, जळगाव यांना माहिती व कार्यवाहीसाठी

सहपत्र- मंजूर कार्यवृत्त व पारित ठराव

प्रत- अधीक्षक अभियंता व प्रशासक/अधीक्षक अभियंता महामंडळातील सर्व (जळगांव व धुळे) यांना माहिती व कार्यवाहीसाठी

सहपत्र-मंजूर कार्यवृत्त व पारित ठराव

२/- सदर नियामक मंडळाच्या ७१ व्या बैठकीचे मंजूर कार्यवृत्त व पारित ठरावानुसार आवश्यक कार्यवाही करून अनुपालन अहवाल महामंडळास सादर करावा.

प्रत- महामंडळातील शाखाधिकारी- प्रकल्प शाखा/लेखा शाखा/भुसंपादन शाखा/आस्थापना शाखा यांना माहिती व पुढील कार्यवाहीसाठी.

सहपत्र-मंजूर कार्यवृत्त व पारित ठराव

विषय क्र. ७१.९ महामंडळाच्या दिनांक ०१/०४/२०२३ ते ३१/०३/२०२४ या कालावधीच्या ताळेबंदास मान्यता देणे व महामंडळ अधिनियम कलम- ४७ (४) नुसार विधी मंडळाच्या पटलावर सदर ताळेबंद मांडण्यासाठीचे प्रस्तावास नियामक मंडळाची मान्यता मिळणेबाबत

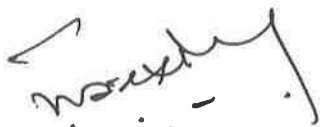
नियामक मंडळाच्या बैठकीत कार्यकारी संचालक व सदस्य सचिव यांनी मा. अध्यक्ष, तापी पाटबंधारे विकास महामंडळ व सदस्यांसमोर खालीलप्रमाणे ठराव मांडला.

वित्तीय वर्ष २०२३-२४ या कालावधीचा महामंडळाचा ताळेबंद महामंडळाचे सनदी लेखापाल व अंतर्गत हिशोब तपासणीस KAPVALT & Co. Chartered Accountants, छत्रपती संभाजी नगर यांचेकडून दिनांक २१/१२/२०२४ रोजी अंकेक्षित करून प्राप्त झालेला अहवाल मान्यतेसाठी सादर करण्यात आला आहे.

सदर ताळेबंदावर (Balance Sheet) चर्चा होऊन महामंडळ अधिनियमातील अनुच्छेद ४७ (४) नुसार विधी मंडळाच्या दोन्ही पटलावर ठेवण्यासाठीचे प्रस्तावास नियामक मंडळाची मान्यता मिळावी अशी विनंती मा. अध्यक्ष, तापी पाटबंधारे विकास महामंडळ यांना कार्यकारी संचालक व सदस्य सचिव यांनी नियामक मंडळाच्या बैठकीत केली.

त्याअन्वये उपस्थित सन्माननीय सदस्यांमध्ये चर्चा होऊन सर्वानुमते ठराव पारीत करण्यात आला.


ठराव क्र. ७१.९ ठराव करण्यात येतो की, "महामंडळाच्या दिनांक ०१/०४/२०२३ ते ३१/०३/२०२४ या कालावधीच्या ताळेबंदास मान्यता देणे व महामंडळ अधिनियम कलम- ४७ (४) नुसार विधी मंडळाच्या पटलावर सदर ताळेबंद मांडण्यासाठीचे प्रस्तावास नियामक मंडळाची मान्यता देण्यात येत आहे."



[जयंत द. बोरकर]

कार्यकारी संचालक तथा सदस्य सचिव,
तापाविम

" मान्य "



[गिरीश द. महाजन]

मंत्री, जलसंपदा (विदर्भ, तापी व कोकण खोरे विकास महामंडळ),
आपत्ती व्यवस्थापन तथा अध्यक्ष, तापाविम